



INTERIM REPORT

I-11/12

INTERIM REPORT BUSINESS YEAR 2012

of EnviTec Biogas AG
for the period
from 01 January to 30 June 2012

Financials

(m Euro)	Q2 2012	Q2 2011	Development
Sales revenue	43.3	57.9	-14.6
Gross result	14.8	18.0	-3.2
EBITDA	2.6	3.5	-0.9
EBIT	-0.1	1.6	-1.7
Surplus	0.5	1.1	-0.6
Employees (number)	470	435	35
Order pipeline 06/30/2012	182.2	307.7	-125.5
thereof „Own Plant Operation“	29.6	45.8	-16.2
thereof abroad	106.8	121.7	-14.9
Order intake	45.6	53.9	-8.3
thereof abroad	36.2	23.4	12.8
Order cancellations	0.0	0.0	0.0
Adaption of construction progress	2.4	0.0	2.4
Orders completed	27.5	48.7	-21.2

CONTENT

Overview	04
Preposition	06
Group interim business report	
1. Corporate structure	10
2. Macroeconomic and sector performance	10
3. Business performance in the first half year	11
4. Earnings, Net Worth and Financial Positions	13
5. The EnviTec share	15
6. Related party disclosures	16
7. Opportunity and Risk Report	17
Interim financial statements	
Consolidated profit and loss account	20
Consolidated statements of comprehensive income	21
Consolidated balance sheet	22
Consolidated equity capital change statement	24
Consolidated capital flow statement	26
Notes	29
Financial Calendar, Imprint	40

DEAR SHAREHOLDERS AND FRIENDS OF ENVITEC BIOGAS AG,

On 29 June, EnviTec Biogas celebrated its tenth anniversary. Having started with a 17-strong team and a plant capacity of 2 megawatts back in 2002, we today employ some 450 people and have installed over 300 megawatts. Plants erected by EnviTec today produce electricity for 780,000 households and save 1.2 million tons of environmentally harmful carbon dioxide – year after year. This is an incentive for us to make a contribution to environmentally friendly energy production also in future. The construction and operation of biogas plants remains an attractive business model. In Germany, we currently need to adapt to the new legal framework. This will take time.

Over 55 megawatts marketed directly

Our new subsidiaries allow our customers to exploit the new value creation possibilities under the new German Renewable Energy Sources Act (EEG), which was amended with effect from 1 January 2012. EnviTec Energy offers specific heat contracting models for heat customers. They allow industrial, commercial and municipal customers to improve their carbon footprint through the use of green heat. A new subsidiary, EnviTec Stromkontor GmbH & Co KG., also operates under the umbrella of EnviTec Energy. This subsidiary markets the electricity generated in the biogas plants directly and has already passed an important milestone - in early August, EnviTec Stromkontor passed the 55 MW mark. Our pool of plants has thus doubled in the course of only six months.

Every month, many new plant operators decide to exploit the advantages of direct marketing and to rely on our expertise. This allows even operators of smaller biogas plants to directly market their electricity and to benefit from the additional revenues provided for under the EEG.

Order for first EnviThan plant


Besides the direct marketing of electricity, the upgrading of biogas to natural gas quality also offers huge potential in Germany. This is another segment in which we have been very active. The new EnviThan biogas upgrading technology from EnviTec Biogas is innovative, cost-efficient and environmentally friendly. Having won the 2012 Biogas Innovation Prize of the German Farmers' Association, the technology will now be used for the first time. The first 349 standard cubic metre EnviThan gas upgrading plant is currently being built in Saxony-Anhalt. For the new technology, EnviTec has equipped its gas upgrading plants with membrane modules from Evonik Industries since early 2012. These hollow fibre membranes are especially efficient in upgrading the raw biogas produced in a biogas plant to a methane content of over 98 percent. The result is ultra-pure biomethane, which can be fed directly into the natural gas grid. In particular, the new technology allows biogas plant operators such as Bioenergie Köckte to benefit from the advantages provided for upgraded biogas under the amended German Renewable Energy Sources Act.

Guidance for full year confirmed

After the exceptionally good year 2011, 2012 will be a year of transition. An upward trend was already felt in the second quarter, with Group sales up by 9.6 percent on the first quarter's EUR 39.5 million to EUR 43.3 million. During the same period, earnings before interest and taxes (EBIT) improved from EUR -1.7 million to EUR -0.1 million. Sales revenues of EUR 82.8 million and EBIT of EUR -1.8 million mean that our expectations were met as of the half-year stage. Accordingly, we confirm our guidance for the full year. 2012 will be a year of transition for the company and the German biogas sector as a whole. Following on from the exceptionally good year 2011, the ongoing transformation of the German market will lead to a sharp drop in the Plant Construction segment's domestic revenues. This will be partly offset by strong business abroad. The company projects growing revenues in the Own Plant Operation and Service segments. The operating result should therefore remain clearly positive in spite of a decline in sales. Both the sales forecast and the earnings forecast should be put in more concrete terms as the year progresses.



Olaf von Lehmden
CEO



Jürgen Tenbrink
CTO



Jörg Fischer
CFO



Roel Slotman
CCO

GROUP INTERIM BUSINESS REPORT

of EnviTec Biogas AG
for the period
from 01 January to 30 June 2012

1. Corporate structure

Headquartered in Lohne, Germany, EnviTec Biogas AG is a leading manufacturer and operator of biogas plants. We cover the full value chain for the production of biogas - from planning through turnkey construction to operation and biological services. Our customer-oriented construction has set standards in terms of reliability and profitability. EnviTec plants can produce clean energy from all types of feedstock - from organic waste to renewable resources. Our subsidiaries, joint ventures and sales offices give us a presence in 14 countries.

The corporate structure reflects the company's four divisions, Plant Construction, Own Plant Operation, Service and Energy. The Energy Division became operational only at the beginning of 2012 and is therefore not considered in the segment report for the second quarter of 2012. All divisions are closely integrated in strategic, technical and financial terms. The Plant Construction segment is largely identical with the business activity of EnviTec Biogas AG. The economic performance is primarily determined by the direct and indirect subsidiaries in Germany and abroad. The consolidated financial statements of EnviTec Biogas AG cover 206 subsidiaries, of which 140 are fully consolidated.

2. Macroeconomic and sector performance

Macroeconomic performance

According to the latest economic forecast of the International Monetary Fund (IMF) of July 2012, global economic growth, which was not strong in the first three months of 2012, slowed down further in the second quarter. While the IMF had previously projected a growth rate of 4.5 percent for 2012, it now expects 3.5 percent growth, which means that it downgraded its previous forecast of April 2012 by another 10 basis points. The IMF experts believe that the new tension in the financial markets and the sovereign debt crisis in the euro-zone are the main reasons for the negative trend. But the latest data from the USA as well as Brazil, China and India also point to a weakening economy. The IMF continues to project an 0.3 percent decline for the euro-zone economy.

While these developments do not leave Germany unaffected, the experts maintain their 1.0 percent growth forecast for the German economy. The Federal Finance Ministry expects weaker export growth to be offset by domestic demand. According to the Ministry, private consumption is the main driver of economic growth in Germany.

Performance of the biogas sector

The legal frameworks in the individual countries play a very important role for manufacturers and operators of biogas plants. In Germany, the Renewable Energy Sources Act (EEG) constitutes the relevant basis for the biogas sector. In addition, the feeding of refined biogas into the natural gas grid is governed by the German Gas Grid Access Directive (Gas-NZV). The new EEG came into force on 1 January 2012. The new legal framework and EnviTec's response were described in detail in the 2011 Annual Report. While EnviTec still sees opportunities in the German market, 2012 will be a year of

transition for the sector as a whole, which is why new biogas plant construction figures are likely to be much lower than last year.

The legal frameworks of the other countries in which EnviTec Biogas operates did not change materially in the first half of 2012. Italy, the UK and France, in particular, offer huge potential for biogas.

3. Business performance in the first half year

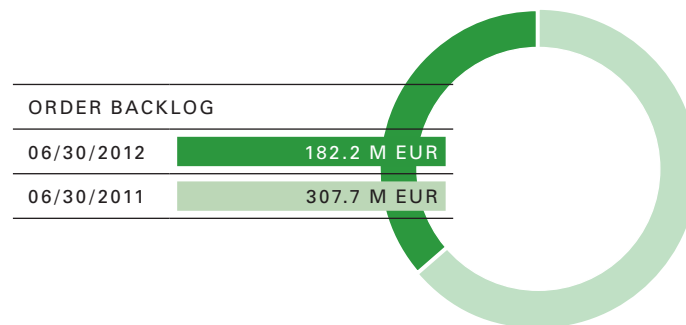
Business of EnviTec Biogas in the second quarter went according to plan. Sales revenues were slightly higher than in the first three months of the year and the operating result was almost balanced. The year 2012 as a whole is a year of transition, in which the German biogas market, which has been the main output market of EnviTec Biogas so far, must adapt to the new legal framework. EnviTec Biogas is building up new business activities to market energy in Germany and intends to continue investing in the expansion of its own plant operation activities. Export activities are showing a very positive trend.

Own Plant Operation

As of the end of June, EnviTec had plants with an electrical output of 44.9 MW online – of which 29.1 MW were fully consolidated and 15.8 MW were accounted for using the equity method – which represents an increase of 20.4 MW on the previous year. Besides building its own plants, the company acquired several grid-connected plants. EnviTec will consider further potential purchases going forward. Another 7.5 MW (fully consolidated) were under construction at the 6-month stage, which means that the company is well on track to reach its target of at least 52 MW of grid-connected capacity by the end of 2012.

Incoming orders pick up in Q2

EnviTec received incoming orders worth EUR 45.6 million in the second quarter, of which approx. EUR 36.2 million or 79 percent relate to international customers. While demand in Germany remains moderate, it has picked up somewhat compared to the beginning of the year. EnviTec therefore expects to receive further orders from German customers in the coming months. At the end of the quarter, the order backlog totalled EUR 182.2 million. At this stage, plants with an electrical output of 38.2 MW were under construction. International customers accounted for EUR 106.8 million (58.6 percent) of the total order backlog (2011: EUR 121.7 million or 39.6 percent). Orders from the Own Plant Operation segment amounted to EUR 29.6 million (2011: EUR 45.8 million). Germany made the biggest contribution to the order backlog, again followed by Italy with EUR 54.2 million (2011: EUR 60.7 million). As in the past, EnviTec Biogas is not dependent on individual key accounts but has a very broad customer base. As of 30 June, farmers represented the biggest customer group (approx. 46 percent compared to 68 percent in the previous year). During the second quarter we faced no order cancellations (Q2 2011: EUR 0 million). Further the orders on hand increased by EUR 2.4 million (Q2 2011: EUR 0 million) due to adaptations based on our project monitoring system.



EnviTec Biogas builds first biogas plant in the USA

Green energy is in high demand and growing use is being made of biogas, also on the other side of the Atlantic. The start of construction of a biogas plant in the state of New York in June 2012 marked EnviTec Biogas' successful entry in the American market. This represents an important milestone in the company's international expansion. The 541 kW biogas plant has been ordered by Lawnhurst Farms, Stanley, New York, a family-run dairy cow farm established in 1925. The conditions for the plant are close to ideal. The agricultural area surrounding the famous Finger Lakes has similar structures as the EnviTec headquarters in Lower Saxony. Construction is proceeding to plan and the plant should be connected to the grid before the end of the fourth quarter. Fodder residues, liquid manure and grease will be used as the main feedstock materials.

The Obama administration is pushing ahead the use of renewable energy in the USA, thus opening up growing potential for biogas technology. The expansion of the agricultural use of biogas is supported by the U.S. Environmental Protection Agency (EPA), the U.S. Department of Agriculture and the U.S. Department of Energy under the AgSTAR Programme, with the primary objective of reducing carbon emissions from livestock. AgSTAR assumes that there is potential of about 8,200 agricultural businesses which could fully cover their own energy requirements.

EnviTec celebrates 10th anniversary

On 29 June, EnviTec Biogas celebrated its 10th anniversary. In 2002, the company started with a 17-strong team and a plant capacity of 2 MW. Today, EnviTec employs some 470 people and has passed the 300 MW mark. The plants built by the company thus produce electricity for 780,000 households and save 1.2 million tons of environmentally harmful carbon dioxide – year after year.

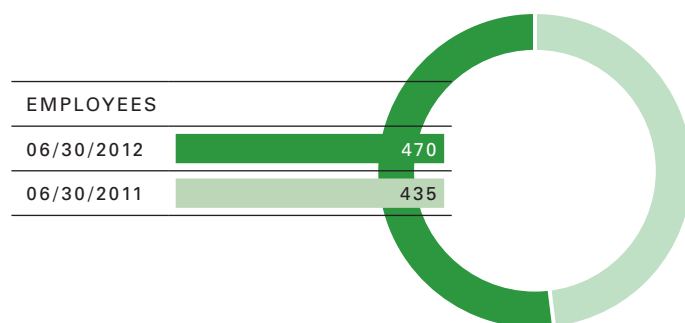
Construction start of the first EnviThan gas upgrading plant in Saxony-Anhalt

The EnviThan biogas upgrading technology is innovative, cost-efficient and environmentally-friendly. Having won the 2012 Biogas Innovation Prize of the German Farmers' Association, the technology will now be used for the first time by Bioenergie Köckte GmbH & Co. KG, Saxony-Anhalt, which started building a 349 standard cubic metre EnviThan biogas upgrading plant in June. The biomethane plant is being erected in the industrial district of Köckte, in the immediate vicinity of a farm, and will use liquid manure, maize silage and whole crop silage as feedstock materials.

For the new technology, EnviTec has equipped its gas upgrading plants with membrane modules from Evonik Industries since early 2012. These hollow fibre membranes are especially efficient in upgrading the raw biogas produced in a biogas plant to a methane content of over 98 percent. The result is ultra-pure biomethane, which can be fed directly into the natural gas grid. In particular, the new technology allows biogas plant operators such as Bioenergie Köckte to benefit from the advantages provided for upgraded biogas under the amended German Renewable Energy Sources Act (EEG). Under the amended EEG, operators of combined heat-and-power (CHP) plants using upgraded biogas receive a higher gas upgrading bonus on the electricity tariff. The biomethane generated in the Köckte plant will be fed into the E.ON Avacon grid via a 1-bar line and be taken over by EnviTec Energy, which will use it in local CHP plants for the generation of electricity and heat. Heat supply contracts have already been negotiated with customers in Leipzig and Quakenbrück.

Employees

Qualified and committed employees are an important prerequisite for successful growth. On 30 June 2012, EnviTec Biogas had 470 employees (previous year: 435) on its worldwide payroll. Most of them 386 (previous year: 344) are based in Germany, with 84 (previous year: 91) employees working in the foreign locations of EnviTec Biogas.



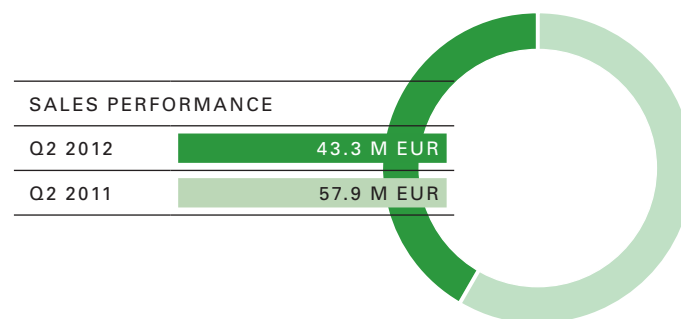
4. Earnings, Net Worth and Financial Positions

Sales performance

Sales revenues in the second quarter of year 2012, the year of transition, were in line with plans. Compared to the first three months, EnviTec increased its Group sales by 9,6 percent from EUR 39.5 million to EUR 43.3 million. Both the Own Plant Operation segment and the Services segment reported growing sales. International sales increased by 90 percent from EUR 10.4 million in the first three months to EUR 19.8 million (Q2 2011: EUR 16.5 million) in the second quarter. Italy is the main growth driver, with the Czech Republic also showing a positive trend.

Compared to Q2 2011, sales revenues declined as expected

from EUR 57.9 million to EUR 43.3 million (- 25.1 percent). This is attributable to last year's unusually high demand in anticipation of the upcoming amendments to the EEG. The negative trend is thus due to declining sales in the Plant Construction segment in Germany.



Segment performance

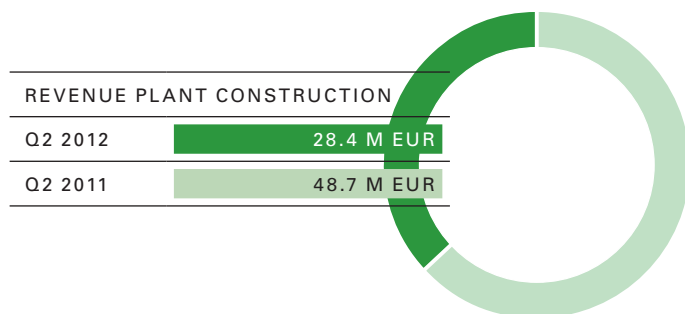
The Own Plant Operation segment showed a positive trend in the second quarter of 2012. Between April and June, sales revenues from the operation of biogas plants – alone or with partners – amounted to EUR 9.2 million (2011: EUR 6.0 million). This represents an increase of approx. 54 percent. Compared to the first three months of 2012, the segment's revenues increased from EUR 8.8 million by approx. 5 percent. At EUR 1.1 million (Q2 2011: EUR 1.4 million), the Own Plant Operation segment's earnings before interest and taxes (EBIT) were below the first quarter's EUR 1.6 million. One of the reasons for the decline is that one project was subject to unscheduled maintenance work. Moreover, final completion of some plants was delayed, which is why projected revenues will be generated later and fees under the Feed-in Act have not yet been paid in full. The segment's EBIT for the full six months totalled EUR 2.7 million, up 22.7 percent on the previous year's EUR 2.2 million.

EnviTec's Services sector provides services related to the operation of biogas plants. This segment generated sales

revenues of EUR 4.4 million in the second quarter, 22 percent more than in the first three months of the year and 40 percent more than in the previous year. Service revenues for the first six months totalled EUR 8.1 million, up 36 percent on the previous year's EUR 6.0 million. The segment's earnings before interest and taxes improved from EUR - 0.4 million in H1 2011 to EUR 0,3 million.

The Plant Construction segment continues to make the biggest contribution to total Group sales and was again influenced by the difficult German market environment. Between April and June 2012, this segment generated sales revenues of EUR 28.4 million. While this represents an increase of 9 percent on the first three months, it is much lower than the EUR 48.7 million generated in the same quarter of the previous year.

Plant Construction's earnings before interest and taxes compared to previous year's second quarter declined from EUR 0.5 million to EUR -2.2 million. Compared to Q1 2012 the earnings before interest and taxes increased slightly from EUR -2.7 million to EUR -2.2 million. The segment should generate a positive result in the full year 2012.



Earnings performance

The moderate demand for biogas plants in Germany was also reflected in EnviTec's earnings performance in the second

quarter. Compared to the first three months, however, the earnings position increased significantly and an operating result in the amount of minus EUR 0.1 million (previous year: EUR 1.6 million) was achieved.

The cost of materials declined in line with sales revenues in the first six months of 2012. It dropped from EUR 66.2 million in the prior year period to EUR 55.6 million in the reporting period. The cost of materials as a percentage of sales declined from 70 percent to 67.2 percent. Due to the improved percentage and higher operating income, gross profit climbed from EUR 29.9 million to EUR 30.6 million.

At EUR 10.9 million, personnel expenses remained more or less at the prior year level in the first half of 2012. Accordingly, personnel expenses as a percentage of sales increased from 10.8 percent to 13.2 percent. The increase in depreciation and amortisation from EUR 3.8 million to EUR 5.1 million is primarily attributable to the expansion of the Own Plant Operation segment. Other operating expenses, which comprise operating, administrative and selling expenses, climbed from EUR 13.7 million to EUR 16.4 million in the reporting period. The increase is primarily attributable to a one-time effect that occurred in the first quarter of 2012. EnviTec Biogas and one of its customers reached an agreement to settle a major legal dispute. The respective valuation allowances had been established by EnviTec already in 2011. As a result, construction receivables in the amount of EUR 3.0 million were derecognised and were reflected in other operating expenses on the one hand; on the other hand, the respective valuation allowances were retransferred and other operating income increased by EUR 1.4 million. In addition, semi-finished projects were completed and reflected in sales revenues in the amount of EUR 0.3 million. Finally, EnviTec generated extraordinary interest income of EUR 1.5 million.

Earnings before interest and taxes improved from EUR -1.7 million in the first three months to EUR -0.1 million in the second quarter. EBIT for the first six months thus totalled

EUR -1.8 million (H1 2011: EUR 2.1 million). The financial result improved from EUR 0.1 million in the previous year to EUR 2.0 million in H1 2012, of which an amount of EUR 1.5 million is attributable to the one-time effect of Q1 2012 described above. Another EUR 0.2 million of the improvement is due to the higher income from investments accounted for using the equity method. After income taxes of EUR 0.4 million, the result for the first six months before minority interests amounted EUR -0.2 million, compared to EUR 1.5 million in the same period of the previous year. The result for the first six months thus stood at EUR -0.9 million (H1 2011: EUR 1.7 million). Earnings per share amounted to EUR -0.06 in the first six months (H1 2011: EUR 0.11).

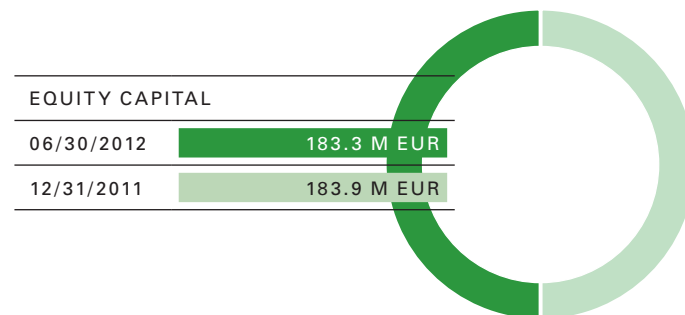
Net worth and financial position

At the end of the first six months of 2012, EnviTec Biogas had a sound net worth and financial position. This enables the company to implement its operational and strategic objectives such as the start-up of new business segments, the expansion of its own plant operation activities as well as research into new technologies.

As of the balance sheet date on 30 June 2012, the equity capital of EnviTec Biogas amounted to EUR 183.3 million (2011: EUR 183.9 million). This contrasted with short-term debt capital of EUR 61.7 million (2011: EUR 71.5 million). Total assets amounted to EUR 302.6 million (2011: EUR 308.9 million). At 60.5 percent, the equity ratio remained at a very high level (2011: 59.5 percent).

As of the end of the second quarter, the company's non-current assets amounted to EUR 143.2 million, up from EUR 111.9 million at the beginning of the year. This is primarily attributable to investments in the Own Plant Operation segment. The company's property, plant and equipment increased by EUR 13.6 million in the year to date. Current assets were reduced from EUR 197.0 million at the beginning of the year to EUR 159.4 million at the 6-month stage. Other

current financial assets declined from EUR 61.8 million to EUR 47.3 million mainly as a result of the reclassification to non-current assets.



Liquidity analysis

As of the end of June 2012, EnviTec Biogas had liquid funds in the amount of EUR 11.6 million (12/31/2011: EUR 13.9 million). In addition, the company had current financial assets of EUR 47.3 million. Cash flow from operating activities has increased significantly from the previous quarter of EUR 8.4 million by EUR 15.8 million to EUR 24.2 million. A large part of this increase is due to a significant decrease in the amount of EUR 14.5 million in receivables from long-term construction contracts.

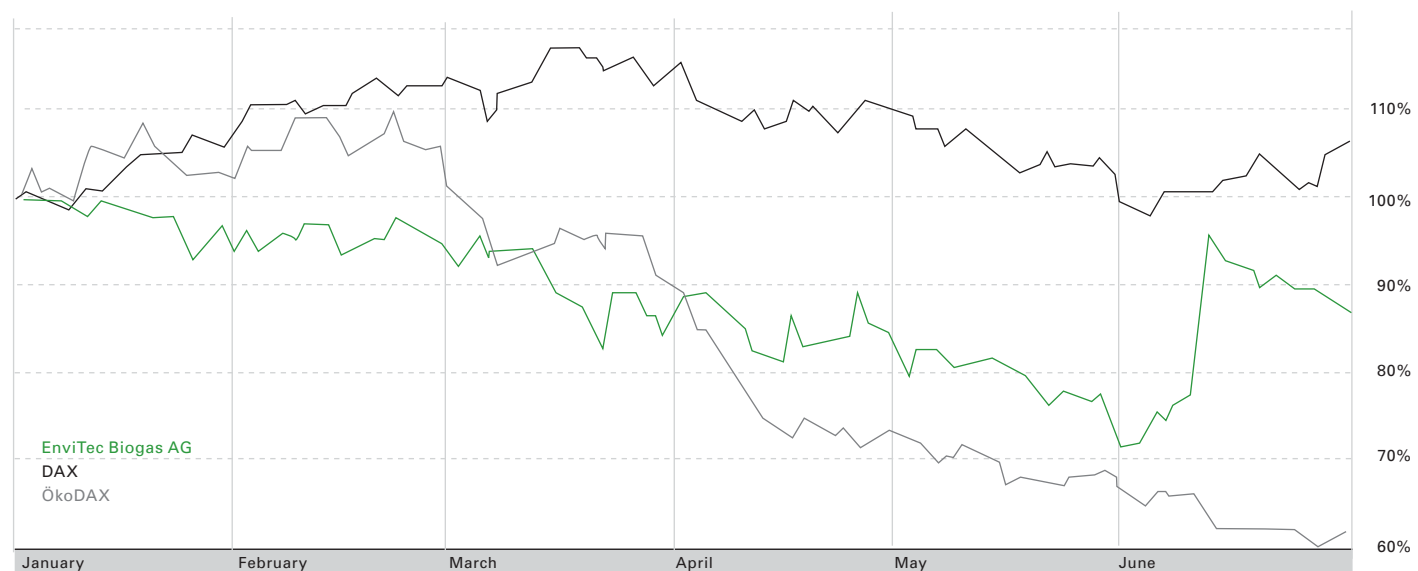
**Basic information on
the EnviTec Biogas share**

ISIN	DE000A0MVLS8
WKN	A0MVLS
Stock exchange symbol	ETG
Number of shares	15,000,000
Market capitalisation as at 30 June 2012	126.0 Mio. Euro
Highest price (2 January 2012)	9.74 Euro
Lowest price (05 June 2012)	6.47 Euro
Price on 30 June 2012	8.40 Euro
Earnings per share in first six months of 2012	-0.06 Euro

5. The EnviTec share

The German stock index (DAX) was unable to stay above the 7,000 points mark in the course of the second quarter. Uncertainty about the euro crisis led to notable nervousness in the capital markets and to high volatility in April and May. The German benchmark index dropped below the 6,000 points mark in early June and recovered in the weeks that followed to close the first half-year at 6,416 points. As of the 6-month stage, the DAX thus stayed above the 5,898 points at which it opened the year. The TecDAX technology index also lost value in the second quarter but closed the first half-year at 743.74 points, which was up on the beginning of the year.

All figures refer to XETRA prices


Development of the EnviTec Share by comparison

The EnviTec Biogas share reached a low of EUR 6.47 immediately at the beginning of the second quarter and then climbed to over EUR 9 in the course of only a few days. The share then moved within a narrow range of EUR 8 to 9 until the end of the first half-year. A total of 398,970 EnviTec shares were traded (XETRA) in the course of the first six months, which represents an average daily turnover of 3,325 shares.

6. Related party disclosures

Group companies did not enter into any material contracts with members of the Management Board or the Supervisory Board or with other key management personnel or with companies on whose management or supervisory boards those persons are represented. The same applies to close members of the families of those persons. Transactions with related entities are conducted on an arm's length basis.

7. Opportunity and risk report

In order to fulfil our shareholders' expectations, the Management Board must seize the opportunities that arise in the best possible way, which always entails certain risks. To understand and manage these risks, the Management Board has installed an integrated risk management system, which also comprises the accounting-related internal control system pursuant to section 289 (5) and section 315 (2) (5) of the German Commercial Code (HGB). For further details, please refer to the 2011 Annual Report, page 40.

Opportunities

As expected, the opportunities for the German biogas market this year are moderate after the exceptional year 2011. The market has not yet adapted to the new complex framework.

This will take time. But EnviTec continues to see great market potential in Germany, especially with regard to gas upgrading. Announced in early 2012, the company's cooperation with Evonik Industries has resulted in technological progress and has already led to the first order. The exploitation of the market opportunities in Germany will be based primarily on EnviTec's USP as a fully integrated biogas supplier. There are a number of potential synergies between the business segments, which will generate critical competitive advantages in a more complex market environment. In this context, it bears highlighting the Energy segment's potential to open up opportunities for plant construction, e.g. the sale of requirement-oriented plant concepts or repowering projects.

Outside Germany, business should be positive in the further course of the year. Italy will remain the most important foreign market, with the Czech Republic and the UK, in particular, also making important contributions to international growth. With the first EnviTec biogas plant under construction in the USA, there is growing interest also on the other side of the Atlantic.

The Own Plant Operation segment will continuously increase its sales and earnings as the year progresses. Where the construction of new plants is concerned, EnviTec is well on track to reach the 52 MW target. At the end of the reporting period, the company had plants with a rated electrical output of approx. 45 MW online, with another 7.5 MW under construction. The company will aim to expand its own plant operation activities, which generate high margins, also beyond the year 2012. To achieve this goal, a large number of new projects are at the planning and approval stage.

Outlook

Developments in the second quarter were in line with plans. EnviTec Biogas therefore confirms its guidance for the full year. 2012 will be a year of transition for the company and

the German biogas sector as a whole. Following on from the exceptionally good year 2011, the ongoing transformation of the German market will lead to a sharp drop in the Plant Construction segment's domestic revenues. This will be partly offset by strong business abroad. The company projects growing revenues in the Own Plant Operation and Service segments. The operating result should therefore remain clearly positive in spite of a decline in sales. Both the sales forecast and the earnings forecast should be put in more concrete terms as the year progresses. Beyond 2012 there are growth opportunities as well at an international as at a national scale. Accordingly, Group revenues should pick up again in 2013 compared to 2012.

Risks

The exploitation of these opportunities entails risks at various levels. These risk areas of EnviTec Biogas AG have not changed materially compared to the presentation in the 2011 Annual Report. For a detailed description of the risks, please refer to pages 40 - 43 of the 2011 Annual Report.

Post balance sheet events

After the balance sheet date on 30 June 2012, EnviTec Biogas AG sold its 44% shares in Biogas Güntner GmbH & Co. KG and in Biogas Güntner Verwaltungs GmbH at the beginning of July. No further events occurred after the balance sheet date on 30 June 2012, that were of material importance for EnviTec Biogas.

INTERIM FINANCIAL STATEMENTS

Consolidated profit and loss account

	04/01–06/30/2012	01/01–06/30/2012	04/01–06/30/2011	01/01–06/30/2011
1. Sales	43,303,886	82,834,120	57,859,972	94,507,824
2. Other operating income	1,289,617	3,372,628	764,478	1,523,885
Total performance	44,593,503	86,206,749	58,624,450	96,031,710
3. Cost of materials	29,757,012	55,639,788	40,593,558	66,179,110
Gross result	14,836,491	30,566,961	18,030,892	29,852,600
4. Staff costs				
> Wages and salaries	4,555,563	8,733,267	4,445,001	8,447,406
> Social security, pensions and other benefits	1,192,574	2,179,590	930,591	1,805,182
5. Depreciation	2,669,463	5,130,697	1,909,408	3,775,600
6. Other operating expenses	6,518,631	16,360,417	9,173,279	13,747,430
Operating income	-99,740	-1,837,009	1,572,612	2,076,982
7. Result from at-equity valued participations	182,750	143,974	-206,127	-57,600
8. Interest earnings	1,200,226	3,426,831	518,751	1,316,153
9. Interest expenses	706,722	1,529,473	644,149	1,177,752
10. Pretax income	576,513	204,322	1,241,087	2,157,783
11. Income tax expense	171,859	370,938	274,973	657,123
12. Net income	404,654	-166,616	966,114	1,500,660
13. Income inmutable to minority interests	-54,747	710,333	-127,429	-165,761
14. Consolidated loss/profit	459,401	-876,948	1,093,543	1,666,422
Earnings per share in EUR				
Earnings per share in EUR (basic)	0.03	-0.06	0.07	0.11
Earnings per share in EUR (diluted)	0.03	-0.06	0.07	0.11
Weighted average shares outstanding				
Basic	14,850,000	14,850,000	14,850,000	14,850,000
Diluted	14,850,000	14,850,000	14,850,000	14,850,000

Consolidated Statements of Comprehensive Income

	04/01-06/30/2012	01/01-06/30/2012	04/01-06/30/2011	01/01-06/30/2011
Consolidated profit	459,401	-876,948	1,093,543	1,666,422
Changes in fair value of derivatives designated as cash flow hedges	0	0	57,449	-20,797
Recognized in profit and loss account	0	0	0	0
Changes recognized outside profit and loss (cash flow hedges)	0	0	57,449	-20,797
Exchange differences on translation of operations outside the euro zone	9,455	-51,892	4,337	10,073
Recognized in profit and loss account	0	0	0	0
Thereon apportionable to income tax	0	0	0	0
Changes recognized outside profit and loss (exchange differences)	9,455	-51,892	4,337	10,073
Other comprehensive income (changes recognized outside profit and loss)	9,455	-51,892	61,786	-10,724
Total comprehensive income	468,856	-928,840	1,155,329	1,655,698

Consolidated balance sheet

Assets

	06/30/2012	12/31/2011
A. Fixed assets		
I. Intangible Assets	5,522,819	2,719,682
II. Tangible Assets	100,608,657	86,961,021
III. Shares in at-equity valuation of participations	8,387,762	6,972,520
IV. Other long-term receivables	27,202,221	13,683,332
V. Deferred taxes	1,433,194	1,544,403
Total fixed assets	143,154,653	111,880,958
B. Current assets		
I. Stocks	28,595,941	34,412,949
II. Receivables from long-term construction contracts	43,686,389	58,168,341
III. Trade receivables	20,878,097	21,977,551
IV. Other short-term financial assets	47,271,156	61,786,116
V. Tax receivables	7,413,095	6,799,187
VI. Liquid funds	11,573,650	13,853,055
Total current assets	159,418,328	196,997,199
C. Non-current assets held for sale		
	71,292	0
Total assets	302,644,273	308,878,157

Equity and liabilities

	06/30/2012	12/31/2011
A. Equity		
I. Subscribed capital	14,850,000	14,850,000
II. Capital reserves	132,995,741	132,995,741
III. Revenue reserves		
1. Currency translation reserves	-126,339	-74,447
2. Other reserves	478,452	478,452
3. Other revenue reserves	10,000,000	10,000,000
IV. Retained earnings brought forward	26,047,926	18,497,937
V. Minority interests	-52,395	-444,821
VI. Consolidated profit	-876,948	7,549,989
Total equity	183,316,437	183,852,851
B. Non-current liabilities		
I. Long-term provisions	779,000	594,000
II. Long-term financial liabilities	53,733,453	46,784,594
III. Deferred taxes	3,163,968	6,080,516
Total noncurrent liabilities	57,676,422	53,459,110
C. Current liabilities		
I. Short-term provisions	11,636,699	9,523,734
II. Short-term financial liabilities	26,303,806	35,499,564
III. Trade payables	18,014,977	16,570,931
IV. Liabilities from long-term construction orders	253,700	3,645,129
V. Other short-term liabilities	5,337,378	3,052,614
VI. Tax liabilities	104,854	3,274,225
Total current liabilities	61,651,414	71,566,196
Total equity and liabilities	302,644,273	308,878,157

Consolidated equity capital change statement

	Subscribed capital	Capital reserves	Revenue reserves incl, OCI	Other revenue reserves
Balance at 01/01/2012	14,850,000	132,995,741	404,005	10,000,000
Reclassifications	0	0	0	0
Minority interests	0	0	0	0
Total comprehensive income first half year 2012	0	0	-51,892	0
Balance at 06/30/2012	14,850,000	132,995,741	352,113	10,000,000
Balance at 01/01/2011	14,850,000	132,995,741	389,144	10,000,000
Reclassifications	0	0	0	0
Minority interests	0	0	0	0
Total comprehensive income first half year 2011	0	0	-10,724	0
Balance at 06/30/2011	14,850,000	132,995,741	378,420	10,000,000

Retained earnings brought forward	Consolidated profit/loss	Total shareholders interests	Minority interests	Total
18,497,937	7,549,989	184,297,672	-444,821	183,852,851
7,549,989	-7,549,989	0	0	0
0	0	0	-317,907	-317,907
0	-876,948	-928,840	710,333	-218,507
26,047,926	-876,948	183,368,832	-52,395	183,316,437
16,207,764	2,290,173	176,732,822	-665,773	176,067,049
2,290,173	-2,290,173	0	0	0
0	0	0	232,289	232,289
0	1,666,422	1,655,698	-165,761	1,489,937
18,497,937	1,666,422	178,388,520	-599,245	177,789,275

Consolidated capital flow statement

	01/01 – 06/30/2012	01/01 – 06/30/2011
Consolidated net income before minority interests	-166,616	1,500,660
Income tax expenses	370,938	657,123
Net interest income	-1,897,358	-138,401
Profit (-) losses (+) from at-equity companies	-161,324	525,918
Paid income tax	-2,175,903	-2,030,586
Depreciation on tangible and intangible assets	5,130,697	3,775,600
Decrease in other provisions	2,297,965	-2,613,351
Profit (-) losses (+) on the sale of tangible assets	-46,506	-18,107
Brutto Cashflow	3,351,893	1,658,856
Decrease/increase in stocks	5,817,008	-2,542,864
Decrease in receivables from long-term construction contracts	14,481,952	1,991,613
Decrease in liabilities from long-term construction orders	-3,391,429	-1,157,345
Decrease/Increase in trade receivables	981,047	-562,489
Increase in trade payables	1,444,046	4,818,541
Decrease in other short-term financial assets	14,514,960	2,384,802
Increase/decrease in other long-term receivables	-13,518,889	150,765
Decrease in deferred taxes	111,209	189,222
Increase/decrease in other short-term liabilities	2,284,764	-900,018
Increase of tax receivables	-613,908	-2,758,148
Decrease/increase in liabilities from transaction tax and tax deductions	-4,280,954	3,596,344
Other non cash payments	-369,795	221,567
Interest received	3,426,831	1,316,153
Flow from operative activities (net cashflow)	24,238,735	8,406,999

	01/01 – 06/30/2012	01/01 – 06/30/2011
Proceeds from disposals of tangible assets	173,882	51,400
Payments for intangible assets	-2,877,001	-104,519
Payments for tangible assets	-18,831,846	-15,440,935
Proceeds from partnership drawing for at-equity investments	150,000	0
Payments for at-equity investments	-1,475,210	-1,167,486
Flow from cash due to acquisition	118,407	0
Flow from investment activities	-22,741,768	-16,661,540
Proceeds from bank loans	10,739,823	3,633,837
Payments for debt redemption	-14,811,414	-2,689,729
Decrease/increase in other short-term financial liabilities (without short-term bank loans and overdrafts)	-995,339	-55,594
Interest paid	2,820,031	5,154,974
Flow from financial activities	-1,529,473	-1,177,752
Flow from financial activities	-3,776,372	4,865,736
Change in cash and cash equivalents	-2,279,405	-3,388,806
Cash balance on 1 January	13,853,055	12,787,610
Cash and cash equivalents balance on 30 June	11,573,650	9,398,804

NOTES TO THE CONSOLIDATED FINANCIAL STATEMENTS

of EnviTec Biogas AG
for the period from
01 January to 30 June 2012

1. Principles applied in the preparation of the interim financial statements

EnviTec Biogas AG, Lohne, continued to apply the International Financial Reporting Standards (IFRS) of the International Accounting Standards Board (IASB), London, and the interpretations of the International Financial Reporting Interpretations Committee (IFRIC), in preparing its consolidated financial statements for the 2011 financial year. Accordingly, this set of abbreviated financial statements as of 30 June 2012 was also prepared in accordance with IAS 34 regulations.

The interim financial statements were reviewed by the auditors.

The interim financial statements were prepared in euros. All amounts are rounded to full euros unless otherwise stated.

Individual items are combined for purposes of clarity in both the income statement and the balance sheet, and are explained in the notes to the financial statements.

2. Seasonal influences

Being a manufacturer of biogas plant, EnviTec Biogas AG is exposed to weather-related, seasonal influences. Depending on the duration and intensity of cold spells, construction activities may be continued only with restrictions, or not at all. Both in the first half of 2011 than in the first half of 2012 were the weather influences of minor importance

3. Accounting and valuation principles

In preparing these interim consolidated financial statements and calculating the previous year's comparable figures, the company consistently applied the same accounting and valuation principles as in the 2011 consolidated financial statements. A detailed description of these methods was published in the notes to the consolidated financial statements in the 2011 annual report. They can also be downloaded from the internet at www.envitec-biogas.com.

The EnviTec Group is required to apply for the first time from the 2012 financial year the following new standards, amendments and interpretations that were adopted by the EU:

IFRS 7 Financial Instruments – Disclosures: Transfer of Financial Assets

At this time, the new standard has no significant impact on the assets, financing positions and results of operations, nor on the earnings per share of the current accounting period.

4. Scope of consolidation and consolidation methods

The consolidated financial statements contain those companies in which EnviTec Biogas AG directly or indirectly holds the majority of the voting rights (subsidiaries), insofar as their influence on the Group's net assets, financial position, and results of operations is not of subordinate significance. Inclusion commences at the time when the possibility of control arises, and ends when the possibility of control ceases.

Including EnviTec Biogas AG, the consolidated financial statements as of 31 December 2011 comprise 199 companies, of which 134 were fully consolidated. Changes to the basis of consolidation in the 2011 financial year were presented in detail in the notes to the consolidated financial statements in the 2011 annual report.

With effect from 1 January 2012, EnviTec Biogas AG acquired another 12% of the limited liability capital of kEUR 500 of eeMaxx Anlagen- und Betriebs GmbH & Co. KG as well as another 12% of the share capital of kEUR 25 of eeMaxx Verwaltungen GmbH at a purchase price of kEUR 814. The acquisition led to a change of status and was treated as a P&L-neutral transaction between the capital providers.

Under a contract dated 25 April 2012, EnviTec Biogas Betriebs GmbH & Co. KG acquired 100% of the limited liability capital of kEUR 10 of Biogas Elsterau GmbH & Co. KG at a price of kEUR 10. This acquisition was not treated in accordance with IFRS 3 "Business Combinations", as the definition of an operation was not met. Instead, the acquisitions were recognised as the acquisition of a group of assets, with the acquisition cost of the group allocated to the individual identified assets and liabilities on the basis of their fair values. .

On 8 June 2012, which is also the effective acquisition date, EnviTec Biogas AG acquired 100% of the limited liability capital of kEUR 400 of Zweite Biogas Neese Betriebs GmbH & Co. KG. In the context of the acquisition of the shares in Zweite Biogas Neese Betriebs GmbH & Co. KG, another 4 companies that are members of Zweite Biogas Neese Betriebs GmbH & Co. KG joined the basis of consolidation due to the change in majority shareholdings. In addition of this acquisition one company was accounted for using the equity method. Due to the acquisition, consolidated sales revenues increased by kEUR 267. A net income of kEUR 32 of the companies is included in the Q2 2012 figures. The effects on sales revenues and earnings since 1 January 2012 could not be determined and have therefore not been stated.

As the first-time recognition of this acquisition has not been completed yet, the fair values of the identifiable acquired assets and liabilities as of the date of acquisition could not be disclosed. The purchase price of one million euros was offset against respective receivables due from the seller. The acquisition essentially covered property, plant and equipment and inventories. The difference between the purchase price and the carrying amount of the companies' equity capital has provisionally been recognised as goodwill in the amount of kEUR 2,846.

In accordance with IFRS 3.67f, the table below lists the provisional fair values for each class of assets and liabilities of the acquired company as of the date of acquisition:

Fair value as of the date of acquisition	kEUR
Non current assets	6,547
Current assets	3,793
Non current liabilities	7,203
Current liabilities	3,254

On 24 May 2012, which is also the date of acquisition, EnviTec Biogas Betriebs GmbH & Co. KG acquired 50% each of the limited liability capital of kEUR 360 of Biogas Gallin I GmbH & Co. KG and of Biogas Gallin II GmbH & Co. KG at a total purchase price of kEUR 1,096. As the acquisition took place shortly before the end of the reporting period, the first-time recognition of the acquisition has not been completed, which is why the fair values of the identifiable assets and liabilities are not disclosed yet. The acquisition essentially covered property, plant and equipment and maize stocks.

In accordance with IFRS 3.67f, the table below lists the provisional fair values for each class of assets and liabilities of the acquired company as of the date of acquisition:

Fair value as of the date of acquisition	kEUR
Non current assets	2,212
Current assets	1,228
Non current liabilities	2,015
Current liabilities	911

The acquisitions were made with a view to expanding the Own Plant Operation segment. In terms of the technologies used, the companies blend in seamlessly with the portfolio of the EnviTec Group.

In addition, two companies accounted for using the equity method joined the basis of consolidation.

The basis of consolidation no longer includes the 50% share in a biogas plant, which was sold to the general partner at the beginning of April 2012. This resulted in a loss of kEUR 38. Moreover, two 44% investments were sold by the EnviTec Group in early July 2012. The shares are shown in the balance sheet under Assets held for sale.

The table below shows the changes in the basis of consolidated between 31 December 2011 and 30 June 2012:

	Germany	Abroad	Total
EnviTec Biogas AG and consolidated companies			
12/31/2011	102	32	134
Additions of subsidiaries	6	0	6
06/30/2012	108	32	140
Companies measured at equity			
12/31/2011	58	7	65
Additions of at-equity measured companies	4	0	4
Disposals of at-equity measured companies	3	0	3
06/30/2012	59	7	66

5. Segment reporting

Segment reporting for the period from 1 January to 30 June 2012
(in kEUR):

Revenue	Plant Construction		Service		Own Plant Operation		Reconciliation		Group	
	2012	2011	2012	2011	2012	2011	2012	2011	2012	2011
External revenue	54,586	76,674	8,072	5,956	18,101	11,878	2,075	0	82,834	94,508
Internal revenue	2,157	2,433	1,312	1,902	1,697	1,522	-5,166	-5,857	0	0
Operating earnings	-4,871	276	331	-420	2,687	2,221	16	0	-1,837	2,077
Segment assets	240,735	234,781	11,732	8,733	120,693	123,966	-70,516	-104,871	302,644	262,609

Reconciliations	2012	2011
EBIT		
Segment earnings (EBIT)	-1,837	2,077
Adjustment of unallocated expenses and income	2,041	81
Consolidated pretax profit	204	2,158

internal reporting purposes. Plant Construction includes the general planning, approval planning and construction of biogas plants, while the Service segment comprises the technical and biological maintenance of biogas plants. The Own Plant Operation segment covers the biogas plants operated by the company.

EnviTec Biogas AG is required by IFRS 8 to include segment reporting in the notes to the consolidated financial statements. IFRS 8 requires business segments to be demarcated on the basis of the internal reporting of divisions that the company's key decision-maker regularly reviews in order to reach decisions concerning the distribution of resources to this division, and to measure its profitability.

Due to the product-oriented management of the EnviTec Group's business, the company continued to identify the individual segments of Plant Construction, Own Plant Operation and Service as relevant segments that are also used for

6. Notes on selected items of the consolidated balance sheet and consolidated income statement

6.1. Goodwill

Goodwill increased from by kEUR 2,846 from kEUR 2,229 on 31 December 2011 to kEUR 5,075 as of the reporting date. Please refer to point 4 of the Notes. Goodwill in the amount of EUR 2,229 was recognised as of 30 June 2011.

6.2. Tangible assets

Tangible assets increased by kEUR 13,648 primarily because of purchases made by the own plant operation segment.

Property, plant and equipment	06/30/2012	12/31/2011
Land, similar rights and buildings including buildings on third-party land	26,466,654	23,628,487
Technical plant and machinery	52,537,584	45,984,115
Other plant, operating and office equipment	7,842,932	8,599,573
Prepayments and plant under construction	13,761,487	8,748,846
	100,608,657	86,961,021

6.3. Construction contracts

Construction contracts are as follows as of 30 June 2012:

Gross amount due to customers for biogas plant contract work in progress	06/30/2012	12/31/2011
Contract revenue recognised during the quarter	24,776,858	194,662,668
Accumulated costs incurred	106,963,981	172,687,818
Accumulated profits recognized	15,400,091	21,974,849
Accumulated advance payments received including progress billings	-78,677,683	-136,494,326
Receivables from long-term construction contracts	43,686,389	58,168,341

Gross amount due to customers for biogas plant contract work in progress	06/30/2012	12/31/2011
Contract revenue recognised during the quarter	278,169	6,975,836
Accumulated costs incurred	3,335,987	5,889,360
Accumulated profits recognized	639,795	1,235,816
Accumulated advance payments received including progress billings	-4,229,482	-10,770,305
Liabilities from long-term construction contracts	253,700	3,645,129

6.4. Financial liabilities

Financial liabilities are composed as follows:

Financial liabilities	06/30/2012		12/31/2011	
	Total	of which current	Total	of which current
Bank borrowings	66,863,878	18,069,164	70,935,469	30,084,953
Liabilities to minority shareholders	5,779,307	851,177	5,569,088	158,330
Advance payments received	6,841,757	6,841,757	5,066,419	5,066,419
Other financial liabilities	552,317	541,708	713,182	189,862
	80,037,259	26,303,806	82,284,158	35,499,564

6.5. Earnings per share

Undiluted earnings per share are calculated by dividing the consolidated net income by the weighted average number of shares in circulation during the financial year. The calculation is based on the income statement, and takes the share repurchase program into consideration.

There were no circumstances during the reporting period that could have resulted in divergent diluted earnings per share.

7. Other remarks

7.1. Events of particular significance during the reporting period and subsequent events

Please refer to point 4 "Basis of consolidation and consolidation methods". EnviTec Biogas AG sold its 44% shares in Biogas Güntner GmbH & Co. KG and in Biogas Güntner Verwaltungs GmbH at the beginning of July. This will increase the third-quarter result by kEUR 149. EnviTec and one of its customers reached an agreement to settle a major legal dispute. The respective provisions were established already in 2011. The effect of the settlement amounts to kEUR 200.

7.2. Contingent liabilities and other financial obligations

Contingent liabilities

As of the reporting date, the Group had extended a guaranty in a total amount of kEUR 1,000 towards Bremer Landesbank for obligations of four fully consolidated subsidiaries and a subsidiary accounted for using the equity method (previous year: kEUR 1,000). No claims are expected to be raised under this guaranty.

Moreover, the Group has extended a guaranty in an amount of kEUR 200 (previous year: kEUR 200) towards Sparkasse Rotenburg-Bremervörde for obligations of a subsidiary accounted for using the equity method. No claims are expected to be raised under this guaranty.

The Group has issued a guaranty to Landessparkasse zu Oldenburg for obligations in an amount of kEUR 236 (previous year: 0) of another subsidiary accounted for using the equity method. No claims are expected to be raised under this guaranty.

Other financial obligations

As of the balance sheet, the company had other financial liabilities from purchase commitments from the planning and the construction of biogas plants in an amount of kEUR 6,214 (previous year: kEUR 12,565). They are due within one year.

7.3. Dividend payment

No dividend was paid during the reporting period.

7.4. Related party disclosures

Transactions that were made with related parties in the reporting period occur on normal market terms. Envitec Biogas AG was not involved in any material transactions whose conditions were unusual for the company itself or its related parties and does not intend to enter into such transactions in the future.

7.5. Corporate officers

Executive Board

The Executive Board was composed of the following members during the reporting period:

Olaf von Lehmden, Lohne
Chairman of the Board (CEO)

Jörg Fischer, Weyhe-Erichshof
Finance Director (CFO)

Roel Slotman, Enter/Niederlande
International Sales Director (CCO)

Jürgen Tenbrink, Steinfurt
Technial Director (CTO)

The Executive Board members held no further mandates.

Supervisory Board

The following members were appointed to the Supervisory Board during the reporting period:

Bernard Ellmann (Chairman)


Hans-Joachim Jung (Vice Chairman)

Michael Böging

Lohne, August 29, 2012



Olaf von Lehmden
CEO



Jürgen Tenbrink
CTO



Jörg Fischer
CFO



Roel Slotman
CCO


8. Declaration of the legal representatives in accordance with WpHG

“To the best of our knowledge and in accordance with the applicable reporting principles for interim financial reporting, the interim consolidated financial statement give a true and fair view of the assets, liabilities, financial position and profit or loss of the group, and the interim management report of the group includes a fair review of the development and performance of the business and the position of the group, together with a description of the principal opportunities and risks associated with the expected development of the group for the remaining months of the financial year.”.

Lohne, August 29, 2012



Olaf von Lehmden
CEO



Jürgen Tenbrink
CTO



Jörg Fischer
CFO



Roel Slotman
CCO

9. Review Report

To EnviTec Biogas AG, Lohne

We have reviewed the condensed interim consolidated financial statements of EnviTec Biogas AG, Lohne, comprising consolidated income statement, consolidated statement of comprehensive income, consolidated statement of financial position, consolidated statement of changes in equity, consolidated statement of cash flows and selected explanatory notes, together with the interim group management report of EnviTec Biogas AG, Lohne, for the period from January 1 to June 30, 2012, that are part of the semi annual financial report pursuant to § 37w (2) WpHG (Wertpapierhandelsgesetz: German Securities Trading Act). The preparation of the condensed interim consolidated financial statements in accordance with those IFRS (International Financial Reporting Standards) applicable to interim financial reporting as adopted by the EU, and of the interim group management report in accordance with the requirements of the WpHG applicable to interim group management reports is the responsibility of the company's Board of Management. Our responsibility is to issue a report on the condensed interim consolidated financial statements and on the interim group management report based on our review.

We conducted our review of the condensed interim consolidated financial statements and of the interim group management report in accordance with the German generally accepted standards for the review of financial statements promulgated by the Institute of Public Auditors in Germany (Institut der Wirtschaftsprüfer (IDW)). Those standards require that we plan and perform the review such that we can preclude through critical evaluation, with a certain level of assurance, that the condensed interim consolidated financial statements have not been prepared, in material respects, in accordance with those IFRS applicable to interim financial re-

porting as adopted by the EU, and that the interim group management report has not been prepared, in material respects, in accordance with the requirements of the WpHG applicable for interim group management reports. A review is limited primarily to inquiries of company employees and analytical assessments and therefore does not provide the assurance attainable in a financial statement audit. Since, in accordance with our engagement, we have not performed a financial statement audit, we cannot issue an auditor's opinion.

Based on our review no matters have come to our attention that cause us to presume that the condensed interim consolidated financial statements have not been prepared, in material respects, in accordance with those IFRS applicable to interim financial reporting as adopted by the EU, or that the interim group management report has not been prepared, in material respects, in accordance with the requirements of the WpHG applicable to interim group management reports.

Munich, August 29, 2012

Rödl & Partner GmbH
Wirtschaftsprüfungsgesellschaft
Steuerberatungsgesellschaft

Prof. Dr. Markus Jordan
Wirtschaftsprüfer

Roland Hager
Wirtschaftsprüfer

FINANCIAL CALENDAR

12 NOVEMBER 2012

Analyst Conference – Eigenkapitalforum in Frankfurt am Main

29 NOVEMBER 2012

Results Q3 2012

IMPRINT

PUBLISHER

EnviTec Biogas AG
Industriering 10 a
49393 Lohne
Tel.: +49 4442 8016-8100
Fax: +49 4442 8016-98100
E-Mail: info@envitec-biogas.de
www.envitec-biogas.de

INVESTOR RELATIONS

Olaf Brandes
Tel.: +49 4442 8016-8130
Fax: +49 4442 8016-98130
E-Mail: ir@envitec-biogas.de

MARKETING/PUBLIC RELATIONS

Katrin Selzer
Tel.: +49 2574 8888-810
Fax: +49 2574 8888-100
E-Mail: k.selzer@envitec-biogas.de

CONCEPT, REALIZATION

Kreutzmann Unternehmenskommunikation,
Hamburg

TEXT

IR.on Aktiengesellschaft,
Köln

