



INTERIM REPORT

III / 12

INTERIM REPORT BUSINESS YEAR 2012

of EnviTec Biogas AG
for the period
from 01 January to 30 September 2012

Financials

(m Euro)	Q3 2012	Q3 2011	Development
Sales revenue	55.9	77.3	-21.4
Gross result	18.7	22.9	-4.2
EBITDA	7.5	8.0	-0.5
EBIT	4.5	5.9	-1.4
Surplus	4.8	4.4	+0.4
Employees (number)	489	457	+32
Order pipeline 09/30/2012	132.8	235.5	-102.7
thereof „Own Plant Operation“	21.3	23.2	-1.9
thereof abroad	80.1	106.8	-26.7
Order intake	11.8	34.4	-22.6
thereof abroad	2.3	26.6	-24.3
Order cancellations	24.7	40.6	-15.9
Orders completed	37.8	65.9	-28.1

CONTENT

Overview	04
Preposition	06
Group interim business report	
1. Corporate structure	10
2. Macroeconomic and sector performance	10
3. Business performance in the first nine months	11
4. Earnings, Net Worth and Financial Positions	13
5. The EnviTec share	16
6. Related party disclosures	17
7. Opportunity and Risk Report	17
Interim financial statements	
Consolidated profit and loss account	20
Consolidated statements of comprehensive income	21
Consolidated balance sheet	22
Consolidated equity capital change statement	24
Consolidated capital flow statement	26
Notes	29
Financial Calendar, Imprint	38

DEAR SHAREHOLDERS AND FRIENDS OF ENVITEC BIOGAS AG,

We started at an early stage to tap new markets and operate our own biogas plants. In addition, we offer a comprehensive range of services, including repowering and energy marketing. This broad-based business model makes EnviTec a fully integrated biogas supplier and allows us to post a positive result across all segments even at a time when demand for new biogas plants in Germany – the largest biogas market in the world – has slumped by 80 percent. In the third quarter, we generated sales revenues of EUR 55.9 million and earnings before interest and taxes (EBIT) of EUR 4.5 million. Accordingly, we report EBIT of EUR 2.6 million for the full nine-month period. For the full year 2012, we project sales of more than EUR 180 million and a clearly positive result at Group level.

We are equally optimistic for the year 2013. Our international activities will continue to gain importance for our Plant Construction segment. Italy will remain an important foreign market, although the country's legal framework will change at the beginning of next year. But in view of our market position and technology leadership, we are optimistic that we will be able to offer attractive concepts for biogas plant operators also under the new market conditions. France and the


UK are two other important markets supporting EnviTec's international activities. Our strategy of first erecting our own biogas plants as "door openers" in foreign markets has paid off also in France. The first reference plant with an electrical output of 526 kilowatts was taken into operation in November 2010, with long-term support from agricultural and industrial cooperation partners from the region. Since then, three other agricultural firms have followed suit. Modelled on this successful approach, we are currently pushing ahead the first projects in the USA and Russia.

The legal framework in Germany is unlikely to change materially before the federal elections in 2013. After all, the market is still in the process of adapting to the new regulations that came into force at the beginning of the year. These are quite complex but still offer potential, especially for the grid feeding of gas and the direct marketing of energy. The Annual Conference of the Prime Ministers of the federal states has shown in which direction the EEG will point in future: the federal states are of the opinion that the EEG must continue to provide incentives for the more effective integration of energy from biomass, sun and wind.

In this context, the Federal Environment Ministry will organise a “Power-to-Gas” conference next year. EnviTec considers this trend a great opportunity for biogas. We want to make a contribution and are working to reduce the cost of gas upgrading – which is one of the key technologies for the future of biogas in Germany and beyond.



Olaf von Lehmden
CEO



Jürgen Tenbrink
CTO



Jörg Fischer
CFO



Roel Slotman
CCO

GROUP INTERIM BUSINESS REPORT

of EnviTec Biogas AG
for the period
from 01 January to 30 September 2012

1. Corporate structure

Headquartered in Lohne, Germany, EnviTec Biogas AG is a leading manufacturer and operator of biogas plants. We cover the full value chain for the production of biogas - from planning through turnkey construction to operation, biological services and marketing of own produced energy. Our customer-oriented construction has set standards in terms of reliability and profitability. EnviTec plants can produce clean energy from all types of feedstock - from organic waste to renewable resources. Our subsidiaries, joint ventures and sales offices give us a presence in 22 countries.

The corporate structure reflects the company's four divisions, Plant Construction, Own Plant Operation, Service and Energy. The Energy Division became operational only at the beginning of 2012 and is therefore not considered in the segment report for the third quarter of 2012. All divisions are closely integrated in strategic, technical and financial terms. The Plant Construction segment is largely identical with the business activity of EnviTec Biogas AG. The economic performance is primarily determined by the direct and indirect subsidiaries in Germany and abroad. The consolidated financial statements of EnviTec Biogas AG cover 205 subsidiaries, of which 140 are fully consolidated.

2. Macroeconomic and sector performance

Macroeconomic performance

As in the first half of the year, the world economy remained weak in the third quarter. In its latest forecast for the year 2012, the International Monetary Fund (IMF) projected a GDP growth rate of 3.6 percent, down from a projected 4.1 percent in April. The IMF believes that the weak economic growth is attributable to both the continued tension in the financial markets and the resulting lack of investment. The uncertain outcome of the sovereign debt crisis in the euro-zone also contributes to the uncertainty in the global markets, according to the IMF experts. In spite of positive signs, the growth forecast for the USA has been downgraded by three basis points to 2.1 percent; the Brazilian, Chinese and Indian economies are now also expected to grow less strongly than projected in April.

The slowdown in the world economy has also left its marks on Germany. In view of new problems in the crisis countries, the leading economic institutes' forecasts for the economy in 2012 remain weak. The Kiel Institute for the World Economy projects a GDP growth rate of 0.8 percent for the year 2012. While the German export sector benefited from the depreciation of the euro in the third quarter, economic experts believe that the export environment, especially in the euro-zone, will remain challenging.

Performance of the biogas sector

The legal frameworks in the individual countries play a very important role for manufacturers and operators of biogas plants. In Germany, the Renewable Energy Sources Act (EEG) constitutes the relevant basis for the biogas sector. In addition, the feeding of refined biogas into the natural gas grid is governed by the German Gas Grid Access Directive

(GasNZV). The new EEG came into force on 1 January 2012. The new legal framework and EnviTec's response were described in detail in the 2011 Annual Report. While EnviTec still sees opportunities in the German market, 2012 will be a year of transition for the sector as a whole. The German Biogas Association expects only 268 new plants to be erected in Germany in 2012. These and the repowering activities are expected to increase the installed electrical capacity by 182 MW. This would be equivalent to a 70 percent decline in capacity additions and an almost 80 percent slump in new plants. Compared to these figures, the situation of EnviTec Biogas is relatively stable.

The legal frameworks in the other countries in which EnviTec Biogas operates did not change materially in the reporting period. The UK, France, but also the new markets like the USA and Russia offer especially huge potential for biogas.

3. Business performance in the first nine months

In the third quarter of 2012, EnviTec Biogas showed a positive performance in a difficult industry environment. Compared to the first two quarters, sales increased sharply, and the company generated a clearly positive operating result. Export sales showed a particularly positive trend. The year 2012 as a whole is a year of transition, in which the German biogas market, which has been the main output market of EnviTec Biogas so far, must adapt to the new legal framework. EnviTec Biogas is building up new business activities to market energy in Germany and intends to continue investing in the expansion of its own plant operation activities.

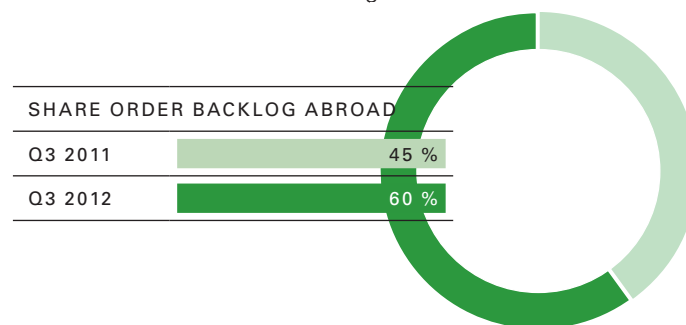
Own Plant Operation working towards 52 MW of installed capacity by year-end 2012

As of the end of September 2012, EnviTec's Own Plant Operation segment had biogas plants with an electrical output of

44.9 MW on line – of which 29.1 MW were fully consolidated and 15.8 MW were accounted for using the equity method – which represents an increase of 16.7 MW on the previous year. At the end of the third quarter, a large number of plants were under construction, which are scheduled to be commissioned before the end of the year. EnviTec is thus training its sights on the 52 MW target set for year-end 2012. Going forward, the company will continue to expand the high-margin Own Plant Operation segment. Besides the construction of own plants, acquisitions of existing biogas plants are another option for expanding the Own Plant Operation activities.

Order backlog at a solid level

Although many orders were completed in the third quarter and demand in Germany remained weak, orders on hand were at a solid level of EUR 132.8 million at the end of September. Between July and September, EnviTec received orders worth EUR 11,8 million. The company derecognised orders in the amount of EUR 24,7 million in order to report a more implementation-oriented order backlog.



International customers accounted for about EUR 80.0 million or 60 percent of the order backlog (previous year: EUR 106.8 million or 45 percent). The relation between international and domestic orders thus continued to shift in favour of international orders. Orders from the Own Plant Operation segment were worth EUR 21.3 million (2011: EUR 31.2 million) at the end of September. Italy remains the most important foreign

market, with orders on hand totalling EUR 37.9 million at the end of the third quarter.

As in the past, EnviTec Biogas is not dependent on individual key accounts but has a very broad customer base. As of 30 September, farmers represented the biggest customer group (approx. 53 percent compared to 54 percent in the previous year).

Annual General Meeting focuses on market changes

About 85 percent of the share capital was represented at the Annual General Meeting on 24 July 2012. The shareholders approved all items on the agenda. The Executive Board and the Supervisory Board were released from liability for the past financial year by a majority of over 99 percent. In addition, the shareholders re-elected Bernard Ellmann, Hans-Joachim Jung and Michael Böging to the Supervisory Board for another five years. Following the record year 2011 and the coming into force of the new EEG in Germany, this year's annual shareholders' meeting focused on the present and future changes in the market.

EnviTec's growth in the coming years will be supported by the company's international expansion, its own plant operation activities and ongoing technological development.

EnviTec Stromkontor passes 60 MW mark

Last year, EnviTec Biogas established a new subsidiary under the name of EnviTec Stromkontor to help its customers exploit the new value creation opportunities opened up by the new EEG. The success of the new company is reflected in the fact that the plant pool doubled to approx. 55 MW in the course of only six months – and continued to grow to 63 MW by the end of November. By offering their output through EnviTec Stromkontor, even operators of smaller biogas plants can market their electricity directly and benefit from the additional proceeds provided for by the EEG. For this purpose, the capacity of a large number of biogas plants is pooled in

order to sell the electricity at the market price at the electricity exchange or in accordance with actual requirements and to offer balancing energy to the transmission network operators. The employees of EnviTec Stromkontor take advantage of all instruments provided for by the EEG and market the electricity generated in combined heat and power (CHP) plants directly at the electricity exchange on behalf of their customers. In addition, the plants are placed in the balancing energy market where they help stabilise the German power grid.

Long-term service agreements in Germany and abroad

More and more biogas plant operators rely on the services provided by EnviTec. A 24-hour helpdesk, large spare parts warehouses in Lohne, Friedland and Burg as well as over 20 engineers on call throughout Germany ensure that customers benefit from a wide range of services. As an international player, EnviTec has successfully established its service network also outside Germany. In Italy, for instance, as many as 12 customers have signed full-service agreements for a total capacity of 12 MW. Smooth plant operation is ensured also in the Czech Republic, Slovakia, the UK and France. EnviTec customers in Germany and abroad can choose between partial maintenance services, which are charged by actual expense, or full maintenance including assumption of the repair risk by EnviTec.

Strategy in France paying off

The strategy of first erecting own biogas plants as "door openers" in foreign markets has paid off also in France. The first reference plant with an electrical output of 526 kilowatts was taken into operation in November 2010, with long-term support from agricultural and industrial cooperation partners from the region. Since then, three other agricultural firms have followed suit. The latest addition in France is the 1,415 kW plant of Agrivalor Énergie in Ribeauville/Alsace, which was taken into operation in January 2012. The three operators benefit from the extremely flexible use of feedstock materials. The EnviTec plant runs on liquid manure and renewable

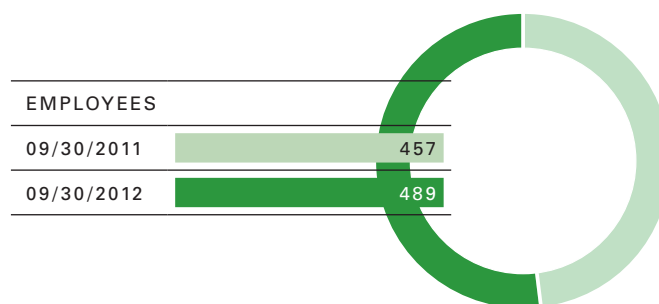
resources but also on waste from the food industry such as wine pomace. Producers of food and agricultural products regularly produce organic waste. Provided that the right technology is used, byproducts such as fats or slaughterhouse waste are valuable feedstocks for the production of biogas. The efficient utilisation of organic waste in biogas plants brings the concept of recycling full circle, as waste which would otherwise have to be disposed of in a costly manner is used to generate electricity, heat or biogas. Thanks to the high energy yield in EnviTec's "waste-to-energy" plants, the demand for fossil fuels is reduced and the carbon footprint of production plants is improved considerably. EnviTec has a branch with six employees in France and plans to further expand its sales organisation.

11th Biogas Conference: Alternative feedstocks, direct marketing and repowering

The 11th Biogas Conference of EnviTec was held in Saerbeck on 31 August 2012. Some 65 plant operators from all over Germany had accepted the invitation to the event, whose key topics were alternative feedstocks, direct marketing and repowering. The opening speech by Martin Brinkmann, Managing Director of EnviTec Service GmbH & Co. KG, focused on FlexOverhaul, which extends the service life of engines to up to 80,000 hours, as well as the presentation of the new EnviTec-Service online shop. In their respective speeches, Dr. Hans-Jörg Brauckmann from Osnabrück University's Sustainable Biogas Generation Research Unit and seeds producer Bernhard Holtmann from Holtmann Energie- und Agrar-GmbH spoke about the initial experience gained from the use of alternative feedstocks. In her speech about the new Federal Immission Protection Act and the use of liquid manure as feedstock for biogas plants, Susanne Lindenberger provided practical examples for the application of the new EEG. Alfred Gayer, Managing Director of EnviTec's Energy and Stromkon-tor subsidiaries, highlighted new marketing opportunities for the operators of large and small biogas plants in his lecture on the direct marketing of electricity.

Employees

Qualified and committed employees are an important prerequisite for successful growth. On 30 September 2012, EnviTec Biogas had 489 employees (previous year: 457) on its worldwide payroll. Most of them (391; previous year: 377) are based in Germany, with 98 (previous year: 80) employees working in the foreign locations of EnviTec Biogas.



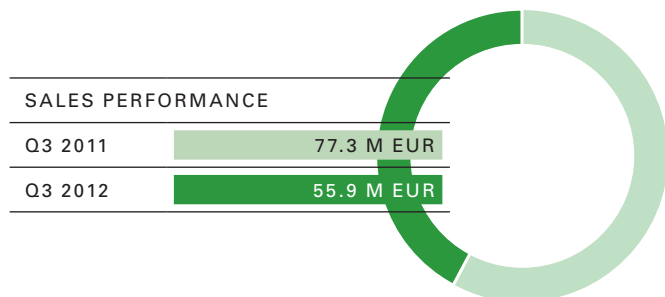
4. Earnings, Net Worth and Financial Positions

Sales performance

Between July and September, sales revenues picked up notably as compared to the previous two quarters. EnviTec increased its Group sales by 29.2 percent from EUR 43.3 million in the second quarter to EUR 55.5 million in the third quarter (2011: EUR 77.3 million). All segments contributed to the rise of sale. International sales were up by ca. 40 percent on the previous quarter's EUR 19.8 million to EUR 27.8 million (2011: EUR 19.2 million).

Compared to the nine-month period of 2011, which was an exceptionally good year, sales revenues declined as expected from EUR 171.8 million to EUR 138.8 million in the first nine months of 2012. This is attributable to last year's unusually

high demand in anticipation of the upcoming amendments to the EEG. The negative trend is thus due to declining sales in the Plant Construction segment in Germany.



Segment performance

The third quarter was the best quarter in the year 2012 to date for all three segments.

The Own Plant Construction segment clearly felt the strong expansion of production capacities in 2011 and 2012. Between July and September, EnviTec generated sales of EUR 10.0 million (2011: EUR 7.1 million) from the operation of biogas plants, alone or with partners. This represents an increase of 40.1 percent on the previous year. Segment revenues for the first nine months of 2012 totalled EUR 28.1 million, up 47.8 percent on the same period of the previous year. The Own Plant Operation segment's earnings before interest and taxes (EBIT) amounted to EUR 1.8 million in the third quarter and totalled EUR 4.5 million for the full nine-month period. Both results are clearly above the prior year levels 2011 (Q3: EUR 0.7 million; 9M: EUR 2.9 million).

EnviTec's Services segment provides services related to the operation of biogas plants. This segment generated sales revenues of EUR 4.8 million in the third quarter, 12.4 percent more than in the previous year (EUR 4.3 million). Nine-month sales increased by 25.9 percent from EUR 10.2 million in the previous year to EUR 12.8 million. The segment's earnings

before interest and taxes improved to EUR 0.4 million in the third quarter (2011: EUR 53k) and to EUR 0.8 million in the first nine months (2011: EUR -0.4 million).

The Plant Construction segment continues to make the biggest contribution (Q3: 69 percent; 9M: 83 percent) to total Group sales. Over the nine month period the plant construction segment generated sales of EUR 93.1 million (previous year: EUR 142.6 million) and was again influenced by the difficult German market environment in the third quarter. Between July and September 2012, this segment generated sales revenues of EUR 38.5 million. While this is well below the EUR 65.9 million generated in the previous year, it is clearly above the first two quarters of 2012 (Q1: EUR 26.1 million; Q2: EUR 28.4 million). As a result of the positive trend in sales, EnviTec's Plant Construction segment generated positive EBIT of EUR 2.2 million in the third quarter and improved its EBIT for the nine-month period to EUR -2.7 million.

Earnings performance

With sales picking up as compared to the two previous quarters, EnviTec posted a positive result at all levels for the July to September period. EBIT amounted to EUR 4.5 million (2011: EUR 5.9 million), while net income for the period stood at EUR 4.8 million (2011: EUR 4.4 million).

The results for the total nine-month period 2012 are as follows: The cost of materials declined in line with sales revenues from EUR 122.3 million to EUR 94.4 million. The cost of materials as a percentage of sales declined from 71.2 percent to 68.0 percent. Gross profit stood at EUR 49.3 million, compared to EUR 52.7 million in the previous year.

At EUR 16.2 million, personnel expenses were more or less on a par with the previous year with EUR 15.9 million. Accordingly, personnel expenses as a percentage of sales climbed from 9.3 percent to 11.7 percent. The increase in depreciation and amortisation from EUR 5.9 million to EUR 8.2 million

is primarily attributable to the expansion of the Own Plant Operation segment. Other operating expenses, which comprise operating, administrative and selling expenses, declined moderately from EUR 22.9 million to EUR 22.4 million in the reporting period. This is attributable to a one-time effect that occurred in the first quarter of 2012. EnviTec and one of its customers reached an agreement to settle a major legal dispute. The respective provisions had been established by EnviTec already in 2011. As a result, construction receivables in the amount of EUR 3.0 million were written off and were reflected in other operating expenses on the one hand; on the other hand, the respective provisions were retransferred and other operating income increased by EUR 1.4 million. In addition, semi-finished projects were completed and reflected in sales revenues in the amount of EUR 0.3 million. Finally, EnviTec generated extraordinary interest income of EUR 1.5 million.


Between January and September, EnviTec Biogas generated earnings before interest and taxes (EBIT) of EUR 2.6 million (incl. EUR -1.3 million related to the above one-time effect). This was below the EUR 8.0 million generated in the exceptionally good year 2011. The financial result improved markedly from EUR -0.2 million in the first nine months of the previous year to EUR 2.1 million in 2012, of which EUR 1.5 million is attributable to the above one-time effect in the first quarter of 2012. Another EUR 0.3 million of the improvement is due to the higher income from investments accounted for using the equity method. After income taxes of EUR 0.9 million, the result for the first nine months before minority interests amounted EUR 3.8 million, compared to EUR 5.4 million in the same period of the previous year. The result for the first nine months thus stood at EUR 3.9 million (2011: EUR 6.1 million). Earnings per share amounted to EUR 0.26 (2011: EUR 0.41).

Net worth and financial position

At the end of the third quarter of 2012, EnviTec Biogas had a sound net worth and financial position. This enables the

company to implement its operational and strategic objectives such as the start-up of new business segments, the expansion of its own plant operation activities as well as research into new technologies.

As of the balance sheet date on 30 September 2012, the equity capital of EnviTec Biogas amounted to EUR 187.3 million (2011: EUR 183.9 million). This contrasted with short-term debt capital of EUR 70.9 million (2011: EUR 71.5 million). To finance its growth, EnviTec Biogas successfully placed a EUR 30 million note loan with German institutional investors at the end of September. The proceeds from the issue will be used for general corporate financing purposes and, in particular,



to expand the high-margin own plant operation activities. The issue was divided into tranches with fixed and floating interest rates and terms of three, five and seven years. Based on current interest rate levels, interest rates are below 4 percent p.a., with the main emphasis on the medium maturity segment. As a result of this transaction, the long-term debt capital rose from EUR 53.5 million at the beginning of the year to EUR 84.3 million. Accordingly, total assets amounted to EUR 342.5 million at the end of the third quarter of 2012 (2011: EUR 308.9 million). The equity ratio of 54.7 percent (2011: 59.5 percent) reflects the sold financial situation of EnviTec Biogas.

As of the end of the third quarter, the company's non-current assets amounted to EUR 141.1 million, up from EUR 111.9

million at the beginning of the year. This is primarily attributable to investments in the Own Plant Operation segment. The company's property, plant and equipment increased by EUR 24.8 million in the year to date. Current assets increased moderately from EUR 197.0 million at the beginning of the year to EUR 201.4 million at the nine-month stage. While inventories and trade receivables declined by EUR 4.3 million and EUR 5.2 million, respectively, liquid funds increased by an impressive EUR 19.8 million to EUR 33.6 million.

Liquidity analysis

As of the end of September 2012, EnviTec Biogas had liquid funds of EUR 33.6 million (31 December 2011: EUR 13.9 million). In addition, the company had current financial assets in the amount of EUR 60.8 million. Compared to the nine months period 2011 the net cashflow from operative activities has significantly improved from EUR 3.7 million to EUR 39.5 million

driven in particular by the improvement of receivables from long-term construction contracts and trade receivables to the amount of about EUR 22 million as well as other positive effects. Despite a notably higher outflow from investing activities we could for the first time generate a positive free cashflow of EUR 2.7 million (previous year: minus 29.0 million).

5. The EnviTec share

Although the euro crisis continued to cause uncertainty in the capital markets, the German stock index (DAX) showed a positive performance in the third quarter of 2012. In August, the index passed the 7,000 points mark for the second time this year and stayed above this level in the following weeks. At the end of September, the benchmark index closed at 7,216 points, up by approx. 22 percent on the 5,898 points



Development of the EnviTec Share by comparison

Basic information on the EnviTec Biogas share	
ISIN	DE000A0MVL58
WKN	A0MVL5
Stock exchange symbol	ETG
Number of shares	15,000,000
Market capitalisation as at 30 September 2012	120.0 Mio. Euro
Highest price (2 January 2012)	9.74 Euro
Lowest price (5 June 2012)	6.47 Euro
Price on 30 September 2012	8.00 Euro
Earnings per share in first nine months of 2012	0.26 Euro

All figures refer to XETRA prices

recorded at the beginning of the year. The TecDax also delivered a positive performance and closed the third quarter at 809 points, which was 15.7 percent higher than at the beginning of the year.

The EnviTec Biogas share reached a high of EUR 9.74 at the beginning of the year and temporarily declined to EUR 6.74 by the end of the second quarter. The share price stabilised in the course of the third quarter and moved within a range from EUR 7.51 to EUR 8.79. A total of 546,000 EnviTec shares were traded in the course of the first nine months, which represents an average daily turnover of 2,800 shares. In the same period of the previous years, approx. 4,500 shares were traded per day on average.

6. Related party disclosures

Group companies did not enter into any material contracts with members of the Executive Board or the Supervisory

Board or with other key management personnel or with companies on whose management or supervisory boards those persons are represented. The same applies to close members of the families of those persons. Transactions with related entities are conducted on an arm's length basis.

7. Opportunity and risk report

In order to fulfil our shareholders' expectations, the Executive Board has to seize the opportunities that arise in the best possible way, which always entails certain risks. To understand and manage these risks, the Executive Board has installed an integrated risk management system, which also comprises the accounting-related internal control system pursuant to section 289 (5) and section 315 (2) (5) of the German Commercial Code (HGB). For further details, please refer to the 2011 Annual Report, page 40.

Opportunities

As expected, the opportunities for the German biogas market this year are moderate after the exceptional year 2011. The market is still in the process of adapting to the new complex framework. This will take time. But EnviTec continues to see great market potential in Germany, especially with regard to gas upgrading. Thanks to the cooperation with Evonik Industries© launched earlier this year, the company is well positioned also in this segment. Overall, EnviTec benefits from its USP as a fully integrated biogas supplier. A number of potential synergies and opportunities arise between the business segments, e.g. the marketing of electricity and repowering, which will generate critical competitive advantages in a more complex market environment.

The legal framework in Germany is unlikely to change materially before the federal elections in 2013. The Annual Conference of the Prime Ministers of the federal states has shown in

which direction the EEG will point in future: the federal states are of the opinion that the EEG must continue to provide incentives for the more effective integration of energy from biomass, sun and wind. In view of the versatility of biogas, EnviTec is optimistic that biomethane will play an important role in the renewables mix of the future.

Outside Germany, business should be positive also in the fourth quarter. Italy will remain an important foreign market, although the country's legal framework will change at the beginning of next year. But in view of its market position, EnviTec is optimistic that it will be able to offer attractive concepts for biogas plant operators also under the new market conditions. France and the UK are two other important markets supporting EnviTec's international activities. These markets will offer good opportunities also beyond 2012. We will also keep a close eye on the promising US and Russian markets, where we aim to make a broader-based market entry through an initial contract and a viable joint venture, respectively.

The Own Plant Operation segment will continue to increase both its sales revenues and earnings towards the end of the year and beyond. EnviTec is firmly training its sights on the 52 MW target set for year-end 2012. The company will continue to expand its profitable own plant operation activities in the coming years.

Outlook

In view of the dynamic sales and earnings trend in the third quarter, EnviTec Biogas confirms its guidance for the full year: Following on from the exceptionally good year 2011, 2012 will be a year of transition for the company and the German biogas sector as a whole. The much lower demand for biogas plants in Germany will lead to a sharp drop in the Plant Construction segment's domestic revenues. This will

be partly offset by strong business abroad. The company projects growing revenues and earnings in the Own Plant Operation and Service segments. Sales revenues in the fourth quarter are expected to be lower than in Q3 due to the timing of completion of certain contracts. EnviTec consequently projects sales revenues in excess of EUR 180 million and a clearly positive result at Group level for the full year 2012.

In 2013, the German biogas market should stabilise at a low level. This is likely to have a positive effect on the company's incoming orders. International revenues will nevertheless account for a growing share in the Plant Construction segment's total sales revenues. At the same time, the segment is expected to make a declining contribution to total Group sales in percentage terms. This is due to the fact that the many new plants commissioned by the Own Plant Operation segment in 2012 will increase that segment's sales significantly. As the highly profitable Own Plant Operation segment continues to gain importance, the Group's EBIT margin should improve compared to 2012.

Risks

The exploitation of these opportunities entails risks at various levels. These risk areas of EnviTec Biogas AG have not changed materially compared to the presentation in the 2011 Annual Report. For a detailed description of the risks, please refer to pages 39 - 42 of the 2011 Annual Report.

Post balance sheet events

No events of material importance occurred after the balance sheet date on 30 September 2012.

INTERIM FINANCIAL STATEMENTS

Consolidated profit and loss account

	07/01–09/30/2012	01/01–09/30/2012	07/01–09/30/2011	01/01–09/30/2011
1. Sales	55,929,312	138,763,432	77,309,794	171,817,620
2. Other operating income	1,585,881	4,958,509	1,648,992	3,172,879
Total performance	57,515,193	143,721,941	78,958,786	174,990,499
3. Cost of materials	38,786,369	94,426,157	56,102,517	122,281,628
Gross result	18,728,824	49,295,784	22,856,269	52,708,871
4. Staff costs				
> Wages and salaries	4,189,111	12,922,378	4,588,767	13,036,173
> Social security, pensions and other benefits	1,065,000	3,244,590	1,059,731	2,864,914
5. Depreciation	3,020,033	8,150,730	2,112,440	5,888,040
6. Other operating expenses	6,004,365	22,364,783	9,183,710	22,931,140
Operating income	4,450,315	2,613,305	5,911,621	7,988,604
7. Result from at-equity valued participations	-1,170	142,804	-53,876	-111,476
8. Interest earnings	925,947	4,352,778	626,806	1,942,959
9. Interest expenses	818,573	2,348,046	827,932	2,005,684
Pretax income	4,556,519	4,760,841	5,656,619	7,814,403
10. Income tax expense	552,095	923,032	1,721,986	2,379,108
11. Net income	4,004,424	3,837,809	3,934,633	5,435,295
12. Income inmutable to minority interests	-803,082	-92,749	-477,688	-643,449
13. Consolidated loss/profit	4,807,506	3,930,558	4,412,322	6,078,744
Earnings per share in EUR				
Earnings per share in EUR (basic)	0.32	0.26	0.30	0.41
Earnings per share in EUR (diluted)	0.32	0.26	0.30	0.41
Weighted average shares outstanding				
Basic	14,850,000	14,850,000	14,850,000	14,850,000
Diluted	14,850,000	14,850,000	14,850,000	14,850,000

Consolidated Statements of Comprehensive Income

	07/01–09/30/2012	01/01–09/30/2012	07/01–09/30/2011	01/01–09/30/2011
Consolidated profit	4,807,506	3,930,558	4,412,322	6,078,744
Changes in fair value of derivatives designated as cash flow hedges	0	0	47,164	26,367
Recognized in profit and loss account	0	0	0	0
Changes recognized outside profit and loss (cash flow hedges)	0	0	47,164	26,367
Exchange differences on translation of operations outside the euro zone	-12,730	-64,622	-20,474	-10,401
Recognized in profit and loss account	0	0	0	0
Changes recognized outside profit and loss (exchange differences)	-12,730	-64,622	-20,474	-10,401
Other comprehensive income (changes recognized outside profit and loss)	-12,730	-64,622	26,690	15,966
Total comprehensive income	4,794,776	3,865,936	4,439,012	6,094,710

Consolidated balance sheet

Assets

A.	Fixed assets	09/30/2012	12/31/2011
I.	Intangible Assets	5,707,282	2,719,682
II.	Tangible Assets	111,781,949	86,961,021
III.	Shares in at-equity valuation of participations	8,149,458	6,972,520
IV.	Other long-term receivables	13,592,121	13,683,332
V.	Deferred taxes	1,852,118	1,544,403
Total fixed assets		141,082,928	111,880,958
B.	Current assets		
I.	Stocks	30,091,422	34,412,949
II.	Receivables from long-term construction contracts	56,022,132	58,168,341
III.	Trade receivables	16,730,999	21,977,551
IV.	Other short-term financial assets	60,836,046	61,786,116
V.	Tax receivables	4,121,364	6,799,187
VI.	Liquid funds	33,634,700	13,853,055
Total current assets		201,436,663	196,997,199
Total assets		342,519,591	308,878,157

Equity and liabilities

A. Equity	09/30/2012	12/31/2011
I. Subscribed capital	14,850,000	14,850,000
II. Capital reserves	132,995,741	132,995,741
III. Revenue reserves		
1. Currency translation reserves	-139,069	-74,447
2. Other reserves	478,452	478,452
3. Other revenue reserves	10,000,000	10,000,000
IV. Retained earnings brought forward	26,047,926	18,497,937
V. Minority interests	-817,300	-444,821
VI. Consolidated profit	3,930,558	7,549,989
Total equity	187,346,308	183,852,851
B. Non-current liabilities		
I. Long-term provisions	874,000	594,000
II. Long-term financial liabilities	81,040,191	46,784,594
III. Deferred taxes	2,357,482	6,080,516
Total noncurrent liabilities	84,271,673	53,459,110
C. Current liabilities		
I. Short-term provisions	11,597,934	9,523,734
II. Short-term financial liabilities	20,689,701	35,499,564
III. Trade payables	30,798,451	16,570,931
IV. Liabilities from long-term construction orders	1,171,278	3,645,129
V. Other short-term liabilities	6,277,991	3,052,614
VI. Tax liabilities	366,255	3,274,225
Total current liabilities	70,901,610	71,566,196
Total equity and liabilities	342,519,591	308,878,157

Consolidated equity capital change statement

	Subscribed capital	Capital reserves	Revenue reserves incl, OCI	Other revenue reserves
Balance at 01/01/2011	14,850,000	132,995,741	389,144	10,000,000
Reclassifications	0	0	0	0
Minority interests	0	0	0	0
Total comprehensive income first half year 2011	0	0	15,966	0
Balance at 09/30/2011	14,850,000	132,995,741	405,110	10,000,000
Balance at 01/01/2012	14,850,000	132,995,741	404,005	10,000,000
Reclassifications	0	0	0	0
Minority interests	0	0	0	0
Total comprehensive income first half year 2012	0	0	-64,622	0
Balance at 09/30/2012	14,850,000	132,995,741	339,383	10,000,000

Retained earnings brought forward	Consolidated profit/loss	Total shareholders interests	Minority interests	Total
16,207,764	2,290,173	176,732,822	-665,773	176,067,049
2,290,173	-2,290,173	0	0	0
0	0	0	285,329	285,329
0	6,078,744	6,094,710	-643,449	5,451,261
18,497,937	6,078,744	182,827,532	-1,023,893	181,803,639
18,497,937	7,549,989	184,297,672	-444,821	183,852,851
7,549,989	-7,549,989	0	0	0
0	0	0	-279,730	-279,730
0	3,930,558	3,865,936	-92,749	3,773,187
26,047,926	3,930,558	188,163,608	-817,300	187,346,308

Consolidated capital flow statement

	01/01 – 09/30/2012	01/01 – 09/30/2011
Consolidated net income before minority interests	3,837,807	5,435,295
Income tax expenses	923,032	2,379,108
Net interest income	-2,004,732	62,725
Profit (-) losses (+) from at-equity companies	-105,283	889,731
Paid income tax	-3,122,149	-1,981,264
Depreciation on tangible and intangible assets	8,150,730	5,888,040
Decrease in other provisions	2,354,200	-2,171,903
Profit (-) losses (+) on the sale of tangible assets	-53,949	-28,553
Brutto Cashflow	9,979,656	10,473,179
Decrease/increase in stocks	4,321,527	-4,112,215
Decrease/Increase in receivables from long-term construction contracts	2,146,209	-14,800,184
Decrease in liabilities from long-term construction orders	-2,473,851	-571,609
Decrease in trade receivables	5,128,145	477,373
Increase in trade payables	14,227,520	13,075,738
Decrease/Increase in other short-term financial assets	950,070	-3,295,093
Decrease in other long-term receivables	91,211	150,765
Increase in deferred taxes	-307,714	-209,282
Increase/decrease in other short-term liabilities	3,225,377	-1,085,742
Decrease/Increase of tax receivables	2,677,823	-1,573,351
Decrease/increase in liabilities from transaction tax and tax deductions	-4,431,888	2,961,528
Other non cash payments	-344,346	301,295
Interest received	4,352,778	1,942,959
Flow from operative activities (net cashflow)	39,542,515	3,735,361

	01/01 – 09/30/2012	01/01 – 09/30/2011
Proceeds from disposals of tangible assets	225.823	78.409
Payments for intangible assets	-3.191.286	-143.402
Payments for tangible assets	-32.939.846	-23.518.566
Proceeds from partnership drawing for at-equity investments	195.000	0
Proceeds from sale of at-equity investments	481.055	0
Payments for at equity investments	-1.747.711	-1.654.486
Flow from cash due to acquisition	118.407	0
Flow from investment activities	-36.858.558	-25.238.045
Proceeds from bank loans	41,331,006	21,958,888
Payments for debt redemption	-28,379,407	-2,972,474
Decrease in other long-term financial liabilities	-965,071	-49,227
Increase in other short-term financial liabilities (without short-term bank loans and overdrafts)	7,459,206	2,635,021
Interest paid	-2,348,046	-2,005,684
Flow from financial activities	17,097,688	19,566,524
Change in cash and cash equivalents	19,781,645	-1,936,160
Cash balance on 1 January	13,853,055	12,787,610
Cash and cash equivalents balance on 30 September	33,634,700	10,851,450

NOTES TO THE CONSOLIDATED FINANCIAL STATEMENTS

of EnviTec Biogas AG
for the period from
01 January to 30 September 2012

1. Principles applied in the preparation of the interim financial statements

EnviTec Biogas AG, Lohne, continued to apply the International Financial Reporting Standards (IFRS) of the International Accounting Standards Board (IASB), London, and the interpretations of the International Financial Reporting Interpretations Committee (IFRIC), in preparing its consolidated financial statements for the 2011 financial year. Accordingly, this set of abbreviated financial statements as of 30 September 2012 was also prepared in accordance with IAS 34 regulations.

The interim financial statements were not reviewed by the auditors.

The interim financial statements were prepared in euros. All amounts are rounded to full euros unless otherwise stated.

Individual items are combined for purposes of clarity in both the income statement and the balance sheet, and are explained in the notes to the financial statements.

2. Seasonal influences

Being a manufacturer of biogas plant, EnviTec Biogas AG is exposed to weather-related, seasonal influences. Depending on the duration and intensity of cold spells, construction activities may be continued only with restrictions, or not at all. Both in the first nine months of 2011 than in the first nine months of 2012 were the weather influences of minor importance

3. Accounting and valuation principles

In preparing these interim consolidated financial statements and calculating the previous year's comparable figures, the company consistently applied the same accounting and valuation principles as in the 2011 consolidated financial statements. A detailed description of these methods was published in the notes to the consolidated financial statements in the 2011 annual report. They can also be downloaded from the internet at www.envitec-biogas.com.

The EnviTec Group is required to apply for the first time from the 2012 financial year the following new standards, amendments and interpretations that were adopted by the EU:

IFRS 7 Financial Instruments – Disclosures: Transfer of Financial Assets

At this time, the new standard has no significant impact on the assets, financing positions and results of operations, nor on the earnings per share of the current accounting period.

4. Scope of consolidation and consolidation methods

The consolidated financial statements contain those companies in which EnviTec Biogas AG directly or indirectly holds the majority of the voting rights (subsidiaries), insofar as their influence on the Group's net assets, financial position, and results of operations is not of subordinate significance. Inclusion commences at the time when the possibility of control arises, and ends when the possibility of control ceases.

Including EnviTec Biogas AG, the consolidated financial state-

ments as of 31 December 2011 comprise 199 companies, of which 134 were fully consolidated. Changes to the basis of consolidation in the 2011 financial year were presented in detail in the notes to the consolidated financial statements in the 2011 annual report.

With effect from 1 January 2012, EnviTec Biogas AG acquired another 12% of the limited liability capital of kEUR 500 of eeMaxx Anlagen- und Betriebs GmbH & Co. KG as well as another 12% of the share capital of kEUR 25 of eeMaxx Verwaltungen GmbH at a purchase price of kEUR 814. The acquisition led to a change of status and was treated as a P&L-neutral transaction between the capital providers.

Under a contract dated 25 April 2012, EnviTec Biogas Betriebs GmbH & Co. KG acquired 100% of the limited liability capital of kEUR 10 of Biogas Elsterau GmbH & Co. KG at a price of kEUR 10. This acquisition was not treated in accordance with IFRS 3 "Business Combinations", as the definition of an operation was not met. Instead, the acquisitions were recognised as the acquisition of a group of assets, with the acquisition cost of the group allocated to the individual identified assets and liabilities on the basis of their fair values. .

On 8 June 2012, which is also the effective acquisition date, EnviTec Biogas AG acquired 100% of the limited liability capital of kEUR 400 of Zweite Biogas Neese Betriebs GmbH & Co. KG. In the context of the acquisition of the shares in Zweite Biogas Neese Betriebs GmbH & Co. KG, another 4 companies that are members of Zweite Biogas Neese Betriebs GmbH & Co. KG joined the basis of consolidation due to the change in majority shareholdings. In addition of this acquisition one company was accounted for using the equity method. Due to the acquisition, consolidated sales revenues increased by kEUR 267. A net income of kEUR 2 of the companies is included in the Q3 2012 figures. The effects on sales revenues and earnings since 1 January 2012 could not be determined and have therefore not been stated. As the first-time recognition of this acquisition has not been

completed yet, the fair values of the identifiable acquired assets and liabilities as of the date of acquisition could not be disclosed. The purchase price of one million euros was offset against respective receivables due from the seller. The acquisition essentially covered property, plant and equipment and inventories. The difference between the purchase price and the carrying amount of the companies' equity capital has provisionally been recognised as goodwill in the amount of kEUR 3,044.

In accordance with IFRS 3.67f, the table below lists the provisional fair values for each class of assets and liabilities of the acquired company as of the date of acquisition:

Fair value as of the date of acquisition	kEUR
Non current assets	6,547
Current assets	3,793
Non current liabilities	7,203
Current liabilities	3,254

On 24 May 2012, which is also the date of acquisition, EnviTec Biogas Betriebs GmbH & Co. KG acquired 50% each of the limited liability capital of kEUR 360 of Biogas Gallin I GmbH & Co. KG and of Biogas Gallin II GmbH & Co. KG at a total purchase price of kEUR 1,096. As the acquisition took place shortly before the end of the reporting period, the first-time recognition of the acquisition has not been completed, which is why the fair values of the identifiable assets and liabilities are not disclosed yet. The acquisition essentially covered property, plant and equipment and maize stocks.

In accordance with IFRS 3.67f, the table below lists the provisional fair values for each class of assets and liabilities of the acquired company as of the date of acquisition:

Fair value as of the date of acquisition	kEUR
Non current assets	2,212
Current assets	1,228
Non current liabilities	2,015
Current liabilities	911

The acquisitions were made with a view to expanding the Own Plant Operation segment. In terms of the technologies used, the companies blend in seamlessly with the portfolio of the EnviTec Group.

New to the basis of consolidation Biogas Lampertheim GmbH & Co. KG, a 70 percent subsidiary of EnviTec Biogas Betriebs GmbH & Co. KG, has been added. The company was incorporated with a limited liability capital of 100 thousand euros. In addition, the gain of two at-equity valued companies has been recorded.

Three 50 percent investments in biogas plants have been removed from the consolidation group. During the first nine months of 2012 EnviTec Biogas AG sold its shares to the respective co-owners. In total a loss of TEUR 6 resulted from this sale. In addition two 44 percent subsidiaries have been sold by the EnviTec Group at the start of the third quarter. A profit of TEUR 149 resulted from this sale.

The table below shows the changes in the basis of consolidated between 31 December 2011 and 30 September 2012:

	Germany	Abroad	Total
EnviTec Biogas AG and consolidated companies			
12/31/2011	102	32	134
Additions of subsidiaries	7	0	7
Disposals of subsidiaries	0	1	1
09/30/2012	109	31	140
Companies measured at equity			
12/31/2011	58	7	65
Additions of at-equity measured companies	5	0	5
Disposals of at-equity measured companies	5	0	5
09/30/2012	58	7	65

5. Segment reporting

Segment reporting for the period from 1 January to 30 September 2012 (in kEUR):

Revenue	Plant Construction		Service		Own Plant Operation		Reconciliation		Group	
	2012	2011	2012	2011	2012	2011	2012	2011	2012	2011
External revenue	93,097	142,588	12,845	10,204	28,113	19,026	4,708	0	138,763	171,818
Internal revenue	4,564	3,747	2,138	2,684	2,697	2,383	-9,399	-8,814	0	0
Operating earnings	-2,720	5,496	771	-367	4,523	2,860	39	0	2,613	7,989
Segment assets	270,766	252,880	13,202	10,144	143,011	136,835	-84,459	-108,074	342,520	291,785

Reconciliations	2012	2011
EBIT		
Segment earnings (EBIT)	2,613	7,989
Adjustment of unallocated expenses and income	2,148	-175
Consolidated pretax profit	4,761	7,814

internal reporting purposes. Plant Construction includes the general planning, approval planning and construction of biogas plants, while the Service segment comprises the technical and biological maintenance of biogas plants. The Own Plant Operation segment covers the biogas plants operated by the company.

EnviTec Biogas AG is required by IFRS 8 to include segment reporting in the notes to the consolidated financial statements. IFRS 8 requires business segments to be demarcated on the basis of the internal reporting of divisions that the company's key decision-maker regularly reviews in order to reach decisions concerning the distribution of resources to this division, and to measure its profitability.

Due to the product-oriented management of the EnviTec Group's business, the company continued to identify the individual segments of Plant Construction, Own Plant Operation and Service as relevant segments that are also used for

6. Notes on selected items of the consolidated balance sheet and consolidated income statement

6.1. Goodwill

Goodwill increased from by kEUR 3,044 from kEUR 2,229 on 31 December 2011 to kEUR 5,273 as of the reporting date. Please refer to point 4 of the Notes. Goodwill in the amount of EUR 2,229 was recognised as of 30 September 2011.

6.2. Tangible assets

Tangible assets increased by kEUR 24,821 primarily because of purchases made by the own plant operation segment.

Property, plant and equipment	09/30/2012	12/31/2011
Land, similar rights and buildings including buildings on third-party land	29,011,740	23,628,487
Technical plant and machinery	54,411,836	45,984,115
Other plant, operating and office equipment	10,226,264	8,599,573
Prepayments and plant under construction	18,132,109	8,748,846
	111,781,949	86,961,021

6.3. Construction contracts

Construction contracts are as follows as of 30 September 2012:

Gross amount due to customers for biogas plant contract work in progress	09/30/2012	12/31/2011
Contract revenue recognised during the quarter	36,962,816	194,662,668
Accumulated costs incurred	118,564,310	172,687,818
Accumulated profits recognized	16,481,373	21,974,849
Accumulated advance payments received including progress billings	-79,023,551	-136,494,326
Receivables from long-term construction contracts	56,022,132	58,168,341

Gross amount due to customers for biogas plant contract work in progress	09/30/2012	12/31/2011
Contract revenue recognised during the quarter	1,232,466	6,975,836
Accumulated costs incurred	1,776,161	5,889,360
Accumulated profits recognized	339,033	1,235,816
Accumulated advance payments received including progress billings	-3,286,472	-10,770,305
Liabilities from long-term construction contracts	1,171,278	3,645,129

6.4. Financial liabilities

Financial liabilities are composed as follows:

Financial liabilities	09/30/2012		12/31/2011	
	total	of which current	total	of which current
Bank borrowings	83,887,068	7,815,884	70,935,469	30,084,953
Liabilities to minority shareholders	5,793,723	834,372	5,569,088	158,330
Advance payments received	11,400,707	11,400,707	5,066,419	5,066,419
Other financial liabilities	648,394	638,738	713,182	189,862
	101,729,892	20,689,701	82,284,158	35,499,564

6.5. Earnings per share

Undiluted earnings per share are calculated by dividing the consolidated net income by the weighted average number of shares in circulation during the financial year. The calculation is based on the income statement, and takes the share repurchase program into consideration.

There were no circumstances during the reporting period that could have resulted in divergent diluted earnings per share.

7. Other remarks

7.1. Events of particular significance during the reporting period and subsequent events

End of September Envitec Biogas successfully placed a EUR 30 million note loan. The issue was divided into tranches with fixed and floating interest rates and terms of three, five and seven years. Based on current interest rate levels, interest rates are below 4 percent p.a., with the main emphasis on the medium maturity segment. EnviTec and one of its customers reached an agreement to settle a major legal dispute. The respective provisions were established already in 2011. The effect of the settlement amounts to kEUR 200.

7.2. Contingent liabilities and other financial obligations

Contingent liabilities

As of the reporting date, the Group had extended a guaranty in a total amount of kEUR 1,000 towards Bremer Landesbank for obligations of four fully consolidated subsidiaries and a subsidiary accounted for using the equity method (previous year: kEUR 1,000). No claims are expected to be raised under this guaranty.

Moreover, the Group has extended a guaranty in an amount of kEUR 200 (previous year: kEUR 200) towards Sparkasse Rotenburg-Bremervörde for obligations of a subsidiary accounted for using the equity method. No claims are expected to be raised under this guaranty.

The Group has issued a guaranty to Landessparkasse zu Oldenburg for obligations in an amount of kEUR 236 (previous year: 0) of another subsidiary accounted for using the equity method. No claims are expected to be raised under this guaranty.

The Group has also issued a guaranty to VR Bank Dinklage-Steinfeld for obligations in an amount of kEUR 250 (previous year: 0) of another subsidiary accounted for using the equity method. No claims are expected to be raised under this guaranty.

Other financial obligations

As of the balance sheet, the company had other financial liabilities from purchase commitments from the planning and the construction of biogas plants in an amount of kEUR 3,739 (previous year: kEUR 15,070). They are due within one year.

7.3. Dividend payment

No dividend was paid during the reporting period.

7.4. Related party disclosures

Transactions that were made with related parties in the reporting period occur on normal market terms. Envitec Biogas AG was not involved in any material transactions whose conditions were unusual for the company itself or its related parties and does not intend to enter into such transactions in the future.

7.5. Corporate officers

Executive Board

The Executive Board was composed of the following members during the reporting period:

Olaf von Lehmden, Lohne
Chairman of the Board (CEO)

Jörg Fischer, Weyhe-Erichshof
Finance Director (CFO)

Roel Slotman, Enter/Niederlande
International Sales Director (CCO)

Jürgen Tenbrink, Steinfurt
Technial Director (CTO)

The Executive Board members held no further mandates.

Supervisory Board

The following members were appointed to the Supervisory Board during the reporting period:

Bernard Ellmann (Chairman)


Hans-Joachim Jung (Vice Chairman)

Michael Böging

Lohne, November 27, 2012



Olaf von Lehmden
CEO



Jürgen Tenbrink
CTO



Jörg Fischer
CFO



Roel Slotman
CCO

FINANCIAL CALENDAR

04/30/2013

Report about the year 2012

05/29/2013

Results Q1 2013

06/27/2013

Annual General Meeting

08/29/2013

Results Q2 2013

11/29/2013

Results Q3 2013

NOVEMBER 2013

Analyst Conference – Eigenkapitalforum in Frankfurt am Main

IMPRINT

PUBLISHER

EnviTec Biogas AG
Industriering 10 a
49393 Lohne
Tel.: +49 4442 8016-8100
Fax: +49 4442 8016-98100
E-Mail: info@envitec-biogas.de
www.envitec-biogas.de

INVESTOR RELATIONS

Olaf Brandes
Tel.: +49 4442 8016-8130
Fax: +49 4442 8016-98130
E-Mail: ir@envitec-biogas.de

MARKETING/PUBLIC RELATIONS

Katrin Selzer
Tel.: +49 2574 8888-810
Fax: +49 2574 8888-100
E-Mail: k.selzer@envitec-biogas.de

CONCEPT, REALIZATION

Kreutzmann Unternehmenskommunikation,
Hamburg

TEXT

IR.on Aktiengesellschaft,
Köln

